

A Design of Discrete-Time Indirect Multivariable MRACS with Structural Estimation of Interactor

Wataru Kase and Yasuhiko Mutoh
Osaka Institute of Technology / Sophia University
Japan

1. Introduction

An interactor matrix introduced by Wolovich & Falb (1976) has an important role in the design of model reference adaptive control systems (MRACS) for a class of multi-input multi-output (MIMO) plants. In the early stage of the research, the interactor was supposed to be diagonal matrix and thus there were no unknown parameters (Goodwin *et al.*, 1980). But, there exist many plants which require non-diagonal interactors (Chan & Goodwin, 1982). And the design of MIMO MRACS with non-diagonal interactors had been discussed, where all elements of the interactor are assumed to be known (Elliott & Wolovich, 1982; Goodwin & Long, 1980). However, this assumption is not adequate for adaptive control systems since the parameters of the interactor depend on the *unknown* parameters of the plant, i.e., the parameter values and the relative degree of each element of the plant must be used to determine the interactor. Furthermore, even we know all of these information, the structure of the interactor is not determined uniquely.

In order to remove the assumption, the MRACS design has been proposed where the degree of diagonal elements and the upper bound of the highest degree of the lower triangular interactor matrix are assumed to be known (Elliott & Wolovich, 1984; Dugard *et al.*, 1984). Under these assumptions, off-diagonal elements of the lower triangular interactor are estimated, and the method seemed suitable for adaptive controller design. However, it is not reasonable to assume the diagonal degrees in MRACS since the determination of the degrees depends on the relative degree and parameter values of each element of a transfer matrix of a given plant. From this view point, an interactor in generic sense was considered under the assumption that the relative degrees of all elements of the transfer function matrix are known (Kase & Tamura, 1990; Mutoh & Ortega, 1993). The method covers almost of all classes of MIMO plants having the same numbers of inputs and outputs generally. But there still exist some rare plants.

By the way, there exists an idea of the certainty equivalence principle for the *indirect* MRACS design, i.e., estimate the unknown parameters of a plant first, then design the controllers on-line, using those estimated parameters. However, the design was seemed very difficult especially for MIMO plants, since large amount of calculation is needed to solve so-called Diophantine equation, beside the derivation of the interactor. In other words, there did not exist a suitable method to solve the Diophantine equation or to derive the interactor matrix. In this chapter, an indirect approach to MIMO MRACS will be shown. For

this purpose, it will be presented a simple derivation of the interactor matrix and preferable solution of the Diophantine equation. Both methods are based on the state space representation for the (estimated) transfer function matrix of the plant. Unlike direct calculation of polynomial matrices, it is preferable to compute via the state space representation.

This chapter is organized as follows. In the next section, the basic controller design with *known* parameters will be shown. The derivation of the interactor matrix and the solution to the Diophantine equation will be also presented. Then, the indirect MRACS will be shown in section 3 using the results in the previous sections. Some simulation results will be presented in section 4 to confirm the validity of the proposed method. Concluding remarks will be presented in section 5.

Notations (See Wolovich, 1974)

$\mathbf{R}^{p \times m}[z]$: Set of $p \times m$ polynomial matrices with real coefficients.

$\partial_i[D(z)]$: The i -th row degree of polynomial matrix $D(z)$.

$\Gamma_r[D(z)]$: The row leading coefficient matrix of $D(z)$.

$$S_I^v(z) = \begin{bmatrix} I \\ zI \\ \vdots \\ z^v I \end{bmatrix}, \quad O_v = \begin{bmatrix} C \\ CA \\ \vdots \\ CA^v \end{bmatrix}, \quad T_v = \begin{bmatrix} CB & 0 & \dots & 0 \\ CAB & CB & \dots & 0 \\ \vdots & \vdots & \ddots & \vdots \\ CA^v B & CA^{v-1} B & \dots & CB \end{bmatrix}$$

2. Design for Plant with Known Parameters

2.1 Problem Statement

Assume that a plant to be controlled is given by

$$y(t) = N(z)D^{-1}(z)u(t) = \tilde{D}^{-1}(z)\tilde{N}(z)u(t) \tag{1}$$

where $D(z), N(z), \tilde{D}(z), \tilde{N}(z) \in \mathbf{R}^{m \times m}[z]$ such that

$$D(z) = D_0 + zD_1 + \dots + z^\mu D_\mu = \begin{bmatrix} D_0 & D_1 & \dots & D_\mu \end{bmatrix} \begin{bmatrix} I \\ zI \\ \vdots \\ z^\mu I \end{bmatrix} = DS_I^\mu(z),$$

$$N(z) = N_0 + zN_1 + \dots + z^{\mu-1} N_{\mu-1} = \begin{bmatrix} N_0 & N_1 & \dots & N_{\mu-1} \end{bmatrix} \begin{bmatrix} I \\ zI \\ \vdots \\ z^{\mu-1} I \end{bmatrix} = NS_I^{\mu-1}(z), \tag{2}$$

$$\tilde{D}(z) = \tilde{D}_0 + z\tilde{D}_1 + \dots + z^\nu \tilde{D}_\nu = \begin{bmatrix} I & zI & \dots & z^\nu I \end{bmatrix} \begin{bmatrix} \tilde{D}_0 \\ \tilde{D}_1 \\ \vdots \\ \tilde{D}_\nu \end{bmatrix} = \{S_I^\nu(z)\}^T \tilde{D},$$

$$\tilde{N}(z) = \tilde{N}_0 + z\tilde{N}_1 + \dots + z^{\nu-1} \tilde{N}_{\nu-1} = \begin{bmatrix} I & zI & \dots & z^{\nu-1} I \end{bmatrix} \begin{bmatrix} \tilde{N}_0 \\ \tilde{N}_1 \\ \vdots \\ \tilde{N}_{\nu-1} \end{bmatrix} = \{S_I^{\nu-1}(z)\}^T \tilde{N},$$

$$D = [D_0 \quad D_1 \quad \dots \quad D_\mu], \quad N = [N_0 \quad N_1 \quad \dots \quad N_{\mu-1}], \quad \tilde{D} = \begin{bmatrix} \tilde{D}_0 \\ \tilde{D}_1 \\ \vdots \\ \tilde{D}_\nu \end{bmatrix}, \quad \tilde{N} = \begin{bmatrix} \tilde{N}_0 \\ \tilde{N}_1 \\ \vdots \\ \tilde{N}_{\nu-1} \end{bmatrix}.$$

Without loss of generality, assume that $D(z)$ is column proper and $\tilde{D}(z)$ is row proper. The purpose of control is to generate the uniformly bounded input signals $u(t)$ which cause the output signals $y(t)$ of the transfer function matrix $G(z) = N(z)D^{-1}(z)$ to follow the reference output signals $y_m(t)$ asymptotically. For this purpose, the following assumptions are made:

1. $\det N(z)$ is a Hurwitz polynomial.
2. $y_m(t+1), y_m(t+2), \dots, y_m(t+w)$ are available at the time instant t , where w is the degree of the interactor for $G(z)$, which will be discussed later.

The control input to achieve the above objective is given by

$$u(t) = \frac{X(z)}{z^{\nu-1}} u(t) + \frac{Y(z)}{z^{\nu-1}} y(t) + L(z) y_m(t) \tag{3}$$

where $X(z), Y(z) \in \mathbf{R}^{m \times m}[z]$ satisfy the following Diophantine equation:

$$X(z)D(z) + Y(z)N(z) = z^{\nu-1} \{D(z) - L(z)N(z)\} \tag{4}$$

and $L(z) \in \mathbf{R}^{m \times m}[z]$ satisfies the following relation:

$$\lim_{z \rightarrow \infty} L(z)G(z) = I. \tag{5}$$

$L(z)y_m(t)$ in eqn.(3) is available from assumption 2. $L(z)$ is known as an interactor matrix. Substituting eqn.(3) to eqn.(1),

$$\begin{aligned} y(t) &= N(z) \left\{ z^{\nu-1} D(z) - X(z)D(z) - Y(z)N(z) \right\}^{-1} z^{\nu-1} L(z) y_m(t) \\ &= N(z) \left\{ z^{\nu-1} L(z)N(z) \right\}^{-1} z^{\nu-1} L(z) y_m(t) \end{aligned} \tag{6}$$

Thus from assumption 1, the purpose will be achieved if

1. $\det L(z)$ is a Hurwitz polynomial, and
2. The degrees of $X(z)$ and $Y(z)$ are, at most, $\nu - 2$ and $\nu - 1$ respectively.

In the following subsections, simple calculation methods of $L(z)$, $X(z)$ and $Y(z)$ satisfying the above constraints will be shown.

2.2 A Simple Derivation of Interactor (Kase & Mutoh, 2008)

Consider the problem to find an interactor $L(z)$ for a given $m \times m$ non-singular transfer function matrix $G(z)$. In the direct MRACS, an interactor with lower triangular structure is useful to insure the global stability of the overall system. But, in this chapter, the interactor is not assumed to have any special form.

Let (A, B, C) denote a realization of $G(z)$. Then, using the Markov parameters, $G(z)$ can be expressed by

$$G(z) = z^{-1}CB + z^{-2}CAB + z^{-3}CA^2B + \dots \tag{7}$$

If we set $L(z)$ by

$$L(z) = zL_1 + z^2L_2 + \dots + z^wL_w = \begin{bmatrix} L_1 & L_2 & \dots & L_w \end{bmatrix} \begin{bmatrix} zI \\ z^2I \\ \vdots \\ z^wI \end{bmatrix} = LzS_I^{w-1}(z). \tag{8}$$

Then,

$$\begin{aligned} L(z)G(z) &= \begin{bmatrix} L_1 & L_2 & \dots & L_w \end{bmatrix} \begin{bmatrix} zI \\ z^2I \\ \vdots \\ z^wI \end{bmatrix} (z^{-1}CB + z^{-2}CAB + z^{-3}CA^2B + \dots) \\ &= L \begin{bmatrix} CB + z^{-1}CAB + z^{-2}CA^2B + \dots \\ zCB + CAB + z^{-1}CA^2B + \dots \\ \vdots \\ z^{w-1}CB + z^{w-2}CAB + \dots + CA^{w-1}B + \dots \end{bmatrix} \\ &= L \begin{bmatrix} \dots & CAB & CB & 0 & \dots & 0 \\ \dots & CA^2B & CAB & CB & \dots & 0 \\ \vdots & \vdots & \vdots & \ddots & \vdots & \vdots \\ \dots & CA^wB & CA^{w-1}B & \dots & CAB & CB \end{bmatrix} \begin{bmatrix} \vdots \\ z^{-1}I \\ I \\ zI \\ \vdots \\ z^{w-1}I \end{bmatrix} \tag{9} \end{aligned}$$

If eqn.(5) holds, then

$$LT_{w-1} = J_{w-1}, \quad J_{w-1} := \begin{bmatrix} I & 0_{m \times m(w-1)} \end{bmatrix} \tag{10}$$

must hold. Conversely, the identity interactor $L(z)$ can be obtained by solving this equation and the solvability of this is guaranteed if and only if

$$\text{rank} \begin{bmatrix} T_{w-1} \\ J_{w-1} \end{bmatrix} = \text{rank } T_{w-1}, \tag{11}$$

and define the integer w by the least integer satisfying the above equation. Thus, using Moore-Penrose pseudo-inverse T_{w-1}^+ of T_{w-1} , L can be calculated if and only if

$$L = J_{w-1} T_{w-1}^+. \tag{12}$$

All of L that satisfy eqn.(11) are coefficient matrices of the identity interactor, which form a subset of coefficient matrices of the interactor defined by Mutoh & Ortega (1993). In the paper, a certain calculating algorithm was used to obtain L and to assign stable zeros of the interactor as well. But, for the identity interactor, as shown above, it is quite natural to solve eqn.(11) using Moore-Penrose pseudo-inverse, because J_{w-1} is a fixed matrix and the pseudo-inverse can be calculated easily using some standard softwares in these days. Then, since we need a stable interactor in control design problems, the remaining problem is to check the location of zeros of the identity interactor given by eqn.(12). For T_{w-1}^+ , the following Lemma holds.

Lemma 1. For the integer $k \geq w - 1$, the following equation holds:

$$T_k^+ = \begin{bmatrix} M_k \\ Z_k - T_{k-1}^+ O_{k-1} A B M_k \end{bmatrix} \tag{13}$$

where

$$M_k = [L \quad \mathbf{0}_k], \quad Z_k = \begin{bmatrix} \mathbf{0}_{km \times m} & T_{k-1}^+ \end{bmatrix}, \quad \mathbf{0}_k = \mathbf{0}_{m \times m(k-w+1)}. \tag{14}$$

Proof. Let

$$T_k^+ = \begin{bmatrix} M_k \\ P_k \end{bmatrix}, \quad P_k \in \mathbf{R}^{km \times (k+1)m}. \tag{15}$$

Since T_k^+ is the pseudo-inverse of T_k ,

$$T_k T_k^+ = (T_k T_k^+)^T.$$

Substituting the above equation into eqn.(15),

$$\begin{bmatrix} CB \\ O_k AB \end{bmatrix} M_k + \begin{bmatrix} \mathbf{0}_{m \times km} \\ T_{k-1} \end{bmatrix} P_k = \begin{bmatrix} M_k^T & P_k^T \end{bmatrix} T_k^T. \tag{16}$$

By post-multiplying the above equation by M_k^T and then using eqn.(10), it follows that

$$\begin{bmatrix} CB \\ O_k AB \end{bmatrix} M_k M_k^T + \begin{bmatrix} \mathbf{0}_{m \times km} \\ T_{k-1} \end{bmatrix} P_k M_k^T = M_k^T. \tag{17}$$

From the existence of P_k ,

$$(I_{mk} - T_{k-1}T_{k-1}^T) \begin{pmatrix} L_2^T \\ L_3^T \\ \vdots \\ L_w^T \\ \mathbf{0}_k^T \end{pmatrix} - O_k L L^T = 0 \tag{18}$$

holds. Using the singular value decomposition, T_{k-1} can be written as

$$T_{k-1} = U_{k-1} \begin{bmatrix} \Sigma_{k-1} & 0 \\ 0 & 0 \end{bmatrix} V_{k-1}^T \tag{19}$$

for some unitary matrices U_{k-1} and V_{k-1} . Since eqn.(10) implies

$$[L_2 \ L_3 \ \dots \ L_w \ \mathbf{0}_k] T_{k-1} = 0, \tag{20}$$

post-multiplying the above equation by $V_{k-1} \begin{bmatrix} \Sigma_{k-1}^{-2} & 0 \\ 0 & 0 \end{bmatrix} V_{k-1}^T$ gives

$$[L_2 \ L_3 \ \dots \ L_w \ \mathbf{0}_k] (T_{k-1}^T)^T = 0. \tag{21}$$

Thus,

$$\begin{bmatrix} L_2^T \\ L_3^T \\ \vdots \\ L_w^T \\ \mathbf{0}_k^T \end{bmatrix} = (I_{mk} - T_{k-1}T_{k-1}^+) O_k A B L L^T \tag{22}$$

is obtained from eqns.(18) and (19). Using a free parameter matrix $Z_k \in \mathbb{R}^{mk \times m(k+1)}$, the general solution of eqn.(17) is given by

$$P_k = Z_k - T_{k-1}^+ T_{k-1} Z_k M_k^T (M_k^T)^+ - T_{k-1}^+ O_k M_k. \tag{23}$$

Finally, by choosing Z_k as in eqn.(14), eqn.(13) is obtained from eqns.(21) and (23). It is easy to verify that the above T_k^+ satisfies the rest of conditions for the pseudo-inverse, i.e.

$$(T_k^+ T_k)^T = T_k^+ T_k, \quad T_k T_k^+ T_k = T_k, \quad T_k^+ T_k T_k^+ = T_k^+. \tag{24}$$

Therefore the Lemma has been proved. $\nabla \nabla \nabla$

In MRACS case, it can not be assumed to know the exact value of w in eqn.(11). Lemma 1 shows that non-zero parameters in the interactor are not changed, if the upper bound of w is known. This is a nice property of the proposed method for MRACS. The following Theorem shows that all zeros of the interactor by proposed method lie at the origin. So, the stability of the interactor is clear although it does not have a lower triangular form. Moreover, the proposed interactor is optimal for the LQ cost with singular weightings. See Kase *et al.* (2004) for the proof.

Theorem 1. If the interactor is given by

$$L(z) = J_{w-1} T_{w-1}^+ z S_I^{w-1}(z), \tag{25}$$

then the following properties hold:

$$\begin{array}{ll}
 \mathbf{P1} & L(z)L^{\sim}(z) = LL^T, \\
 \mathbf{P2} & \begin{bmatrix} CB \\ CA_F B \\ \vdots \\ CA_F^{w-1} B \end{bmatrix} = L^+, \\
 \mathbf{P3} & CA_F^w = 0
 \end{array} \tag{26}$$

where L^+ is the pseudo-inverse of L , and

$$L^{\sim}(z) = L^T(z^{-1}) = z^{-1}L_1^T + z^{-2}L_2^T + \dots + z^{-w}L_w^T, \quad A_F = A - BLO_{w-1}A.$$

2.3 A Solution of Diophantine Equation (Kase, 1999; 2008)

There are many methods to solve eqn.(4). In this subsection, a method using state space parameters is presented. First, the following lemma holds.

Lemma 2. Let $P(z), N(z), D(z) \in \mathbf{R}^{m \times m}[z]$, where $D(z)$ is non-singular. Then, there exist polynomial matrices $Q(z), R(z) \in \mathbf{R}^{m \times m}[z]$ such that

$$\begin{aligned}
 P(z)N(z) &= Q(z)D(z) + R(z), \\
 R(z)D^{-1}(z) &\text{ is strictly proper.}
 \end{aligned} \tag{27}$$

Furthermore, let (A, B, C) denote any realization of $N(z)D^{-1}(z)$. Then, $Q(z)$ and $R(z)D^{-1}(z)$ are given by the following equations:

$$\begin{aligned}
 Q(z) &= \mathbf{P} \begin{bmatrix} 0_{m \times fm} \\ \mathbf{T}_{f-1} \end{bmatrix} S_I^{f-1}(z) \\
 R(z)D^{-1}(z) &= \mathbf{P} \mathbf{O}_f (zI - A)^{-1} B
 \end{aligned} \tag{28}$$

where f denotes the degree of $P(z) = P_0 + zP_1 + \dots + z^f P_f$, and \mathbf{P} is defined by $\mathbf{P} = [P_0 \ P_1 \ \dots \ P_f]$.

Proof. Since

$$\begin{aligned}
 P(z)N(z)D^{-1}(z) &= P \begin{bmatrix} I \\ zI \\ \vdots \\ z^f I \end{bmatrix} \left(z^{-1}CB + z^{-2}CAB + z^{-3}CAB + \dots \right) \\
 &= P \begin{bmatrix} z^{-1}CB + z^{-2}CAB + z^{-3}CAB + \dots \\ CB + z^{-1}CAB + z^{-2}CAB + \dots \\ \vdots \\ z^{f-1}CB + z^{f-2}CAB + \dots + CA^{f-1}B + z^{-1}CA^f B + \dots \end{bmatrix} \\
 &= P \begin{bmatrix} 0 & 0 & \dots & 0 \\ CB & 0 & \dots & 0 \\ CAB & CB & \dots & 0 \\ \vdots & \vdots & \ddots & \vdots \\ CA^{f-1}B & CA^{f-2}B & \dots & CB \end{bmatrix} \begin{bmatrix} I \\ zI \\ \vdots \\ z^{f-1}I \end{bmatrix} + P \begin{bmatrix} z^{-1}CB + z^{-2}CAB + \dots \\ z^{-1}CAB + z^{-2}CA^2B + \dots \\ z^{-1}CA^2B + z^{-2}CA^3B + \dots \\ \vdots \\ z^{-1}CA^f B + z^{-2}CA^{f+1}B + \dots \end{bmatrix} \\
 &= P \begin{bmatrix} 0_{m \times fn} \\ T_{f-1} \end{bmatrix} S_f^{f-1}(z) + z^{-1}PO_f B + z^{-2}PO_f AB + z^{-3}PO_f A^2 B + \dots
 \end{aligned}$$

the results can be obtained. $\nabla\nabla\nabla$

Theorem 2. Let (A, B, C) denote any realization of $N(z)D^{-1}(z)$. Then, there exist $X(z)$ and $Y(z)$ which satisfy

- 1) Diophantine equation (4).
- 2) $X(z)/z^{v-1}$ is strictly proper.
- 3) $Y(z)/z^{v-1}$ is proper.

If and only if the following relation holds:

$$YO_{v-1} = -LO_{w-1}A^v \tag{29}$$

where Y is defined by $Y = [Y_0 \ Y_1 \ \dots \ Y_{v-1}]$ for $Y(z) = Y_0 + zY_1 + \dots + z^{v-1}Y_{v-1}$.

Proof. If eqn.(4) holds, then from Lemma 2,

$$YO_{v-1} = -[0_{m \times mv} \ L]O_{v+w-1} = -LO_{w-1}A^v.$$

Conversely, if eqn.(29) holds, multiply the both sides of eqn.(29) by $\sum_{i=1}^{\infty} z^{-i}A^{i-1}B$, it follows that

$$\begin{aligned}
 Y\mathbf{O}_{v-1} \sum_{i=1}^{\infty} z^{-i} A^{i-1} B &= Y \begin{bmatrix} N(z)D^{-1}(z) \\ zN(z)D^{-1}(z) \\ z^2N(z)D^{-1}(z) \\ \vdots \\ z^{v-1}N(z)D^{-1}(z) \end{bmatrix} - \begin{bmatrix} 0 \\ CB \\ CAB + zCB \\ \vdots \\ CA^{v-2}B + zCA^{v-3}B + \dots + z^{v-1}CB \end{bmatrix} \\
 &= Y(z)N(z)D^{-1}(z) - Y \begin{bmatrix} 0_{m \times m(v-1)} \\ \mathbf{T}_{v-2} \end{bmatrix} S_I^{v-2}(z) \\
 &= -[0_{m \times m v} \quad \mathbf{L}] \mathbf{O}_{v+w-1} \sum_{i=1}^{\infty} z^{-i} A^{i-1} B \\
 &= -[0_{m \times m v} \quad \mathbf{L}] \begin{bmatrix} N(z)D^{-1}(z) \\ zN(z)D^{-1}(z) \\ z^2N(z)D^{-1}(z) \\ \vdots \\ z^{v+w-1}N(z)D^{-1}(z) \end{bmatrix} - \begin{bmatrix} 0 \\ CB \\ CAB + zCB \\ \vdots \\ CA^{v-2}B + zCA^{v-3}B + \dots + z^{v+w-1}CB \end{bmatrix} \\
 &= -z^{v-1}L(z)N(z)D^{-1}(z) + z^{v-1}I + \mathbf{L} \begin{bmatrix} CA^{v-1}B & \dots & CAB \\ \vdots & & \vdots \\ CA^{v+w-2}B & \dots & CA^wB \end{bmatrix} S_I^{v-2}(z).
 \end{aligned}$$

Defining $X(z)$ by

$$X(z) = -L \begin{bmatrix} CA^{v-1}B & \dots & CAB \\ \vdots & & \vdots \\ CA^{v+w-2}B & \dots & CA^wB \end{bmatrix} S_I^{v-2}(z) - Y \begin{bmatrix} 0_{m \times m(v-1)} \\ \mathbf{T}_{v-2} \end{bmatrix} S_I^{v-2}(z),$$

then the Diophantine equation (4) can be obtained. It is clear that $X(z)/z^{v-1}$ and $Y(z)/z^{v-1}$ are proper from the above discussion. $\nabla\nabla\nabla$

It is worth noting that Theorem 2 holds for any realization of $N(z)D^{-1}(z)$. So, this method is easy to apply for the indirect adaptive control.

3. Indirect Adaptive Controller Design

Using some suitable parameter estimation algorithm, such as the least squares algorithm, obtain the estimated values of \tilde{D} and \tilde{N} . Then, obtain the observability canonical realization $\hat{A}(t)$, $\hat{B}(t)$ and $\hat{C}(t)$ from these estimated values. After that, the control input is generated by calculating $\hat{L}(z,t)$, $\hat{X}(z,t)$ and $\hat{Y}(z,t)$ recursively. Before the discussions of the adaptive controller design, the following assumptions are imposed:

1. The upper bound degree \bar{w} of the interactor is known.
2. $y_m(t+1), y_m(t+2), \dots, y_m(t+\bar{w})$ are available at the time instant t .

3. $\det \tilde{N}(z)$ is a Hurwitz polynomial.
4. $\partial_{r_i}[\tilde{D}(z)] = \nu_i$ is known and $\Gamma_r[\tilde{D}(z)]$ is a lower triangular with ones in the diagonal positions.
5. $\hat{A}(t)$, $\hat{B}(t)$ and $\hat{C}(t)$ converge to their true values.
6. A lower bound of the minimum singular decomposition value ϵ_{\min} of $T_{\bar{w}-1}$ is known.

In the adaptive controller design, it will be carried out by the recursive calculation of the previous section. That is, based on the $\hat{A}(t)$, $\hat{B}(t)$ and $\hat{C}(t)$, set

$$\hat{O}_{\bar{w}-1}(t) = \begin{bmatrix} \hat{C}(t) \\ \hat{C}(t)\hat{A}(t) \\ \vdots \\ \hat{C}(t)\hat{A}^{\bar{w}-1}(t) \end{bmatrix}, \quad \hat{T}_{\bar{w}-2}(t) = \begin{bmatrix} \hat{C}(t)\hat{B}(t) & 0 & \dots & 0 \\ \hat{C}(t)\hat{A}(t)\hat{B}(t) & \hat{C}(t)\hat{B}(t) & \dots & 0 \\ \vdots & \vdots & \ddots & \vdots \\ \hat{C}(t)\hat{A}^{\bar{w}-2}\hat{B}(t) & \hat{C}(t)\hat{A}^{\bar{w}-3}\hat{B}(t) & \dots & \hat{C}(t)\hat{B}(t) \end{bmatrix}.$$

Then, solve

$$\hat{L}(t)\hat{T}_{\bar{w}-1}(t) = J_{\bar{w}-1} \tag{30}$$

using pseudo-inverse of $\hat{T}_{\bar{w}-1}(t)$. Assume that $\hat{T}_{\bar{w}-1}(t)$ is given by

$$\hat{T}_{\bar{w}-1}(t) = \hat{U}_{\bar{w}-1}(t) \begin{bmatrix} \hat{\Sigma}_{\bar{w}-1}(t) & 0 \\ 0 & 0 \end{bmatrix} \hat{V}_{\bar{w}-1}^T(t), \tag{31}$$

$$\hat{\Sigma}_{\bar{w}-1}(t) = \text{diag}\{\hat{\lambda}_1(t), \hat{\lambda}_2(t), \dots, \hat{\lambda}_r(t)\}, \hat{\lambda}_i(t) > 0$$

for some unitary matrices $\hat{U}_{\bar{w}-1}(t)$ and $\hat{V}_{\bar{w}-1}(t)$. If

$$\hat{\lambda}_i(t) < \epsilon_{\min} \tag{32}$$

for some integers i , then modify

$$\hat{\lambda}_i(t) = \epsilon_{\min} \tag{33}$$

and calculate $\hat{T}_{\bar{w}-1}^+(t)$ by

$$\hat{T}_{\bar{w}-1}^+(t) = \hat{V}_{\bar{w}-1}(t) \begin{bmatrix} \hat{\Sigma}_{\bar{w}-1}^{-1} & 0 \\ 0 & 0 \end{bmatrix} \hat{U}_{\bar{w}-1}^T(t). \tag{34}$$

Next, solve

$$\hat{Y}(t)\hat{O}_{\nu-1}(t) = -\hat{L}(t)\hat{O}_{\bar{w}-1}(t)\hat{A}^\nu(t). \tag{35}$$

Note that $\hat{O}_{\nu-1}(t)$ always has full column rank since $(\hat{C}(t), \hat{A}(t))$ is in the observability canonical form. So eqn.(35) is easy to solve. In general, $\hat{O}_{\nu-1}(t)$ is a tall matrix. For the solution to eqn.(35), the method employing the pseudo-inverse is effective for the plant with measurement noise (Kase & Mutoh, 2000). It may be also useful for the improvement of the transit response of MRACS.

Finally, calculate $\hat{X}(t)$ by

$$\hat{X}(t) = -\hat{Y}(t) \begin{bmatrix} 0_{m \times m(v-1)} \\ \hat{T}_{v-2}(t) \end{bmatrix} - \hat{L}(t) \hat{V}(t) \tag{36}$$

where

$$\hat{V}(t) = \begin{bmatrix} \hat{C}(t) \hat{A}^v(t) \hat{B}(t) & \dots & \hat{C}(t) \hat{A}(t) \hat{B}(t) \\ \vdots & & \vdots \\ \hat{C}(t) \hat{A}^{2v+\bar{w}-2}(t) \hat{B}(t) & \dots & \hat{C}(t) \hat{A}^{v+\bar{w}-2}(t) \hat{B}(t) \end{bmatrix}. \tag{37}$$

Then, using $\hat{L}(t)$, $\hat{X}(t)$ and $\hat{Y}(t)$, the adaptive control input is given by

$$u(t) = \hat{X}(t) \begin{bmatrix} u(t-1) \\ \vdots \\ u(t-v+1) \end{bmatrix} + \hat{Y}(t) \begin{bmatrix} y(t) \\ \vdots \\ y(t-v+1) \end{bmatrix} + \hat{L} \begin{bmatrix} y_m(t+1) \\ \vdots \\ y_m(t+\bar{w}) \end{bmatrix}. \tag{38}$$

The global stability of the over-all system may be proved under the assumption 5. However, the details are under studying.

4. Numerical Examples

Consider the following plant:

$$\begin{aligned} G(z) &= \begin{bmatrix} \frac{a}{z+0.1} & \frac{1}{z+0.2} \\ \frac{1}{z+b} & \frac{1}{z+1.2} \end{bmatrix} \\ &= \begin{bmatrix} z^2 + 0.3z + 0.02 & 0 \\ 0 & z^2 + (b+1.2)z + 1.2b \end{bmatrix}^{-1} \begin{bmatrix} a(z+0.2) & z+0.1 \\ z+1.2 & z+b \end{bmatrix} \end{aligned}$$

Although the plant seems simple enough, there exist three variations of the interactor depend on the values of a and b .

[Case 1] $a = 1.5, b = 0.9$

In this case, the interactor of the plant is

$$L(z) = z \begin{bmatrix} 2 & -2 \\ -2 & 3 \end{bmatrix}.$$

[Case 2] $a = 1, b = 0.9$

In this case, the interactor of the plant is

$$L(z) = z \begin{bmatrix} -10z+5 & 10z+5 \\ 10z-4 & -10z-4 \end{bmatrix}.$$

[Case 3] $a = 1, b = 1.1$

In this case, the interactor of the plant is

$$L(z) = z \begin{bmatrix} 10z^2 - 3.6z + 2.8 & -10z^2 - 6.4z + 2.8 \\ -10z^2 + 3.8z - 2.4 & 10z^2 + 6.2z - 2.4 \end{bmatrix}.$$

For the above three cases, the interactor can be obtained by solving $\hat{L}(t)\hat{T}_2(t) = \hat{J}_2$. Using the above $\hat{L}(t)$, $\hat{Y}(t)$ can be obtained by solving

$$\hat{Y}(t) \begin{bmatrix} C \\ C\hat{A}(t) \end{bmatrix} = -\hat{L}(t) \begin{bmatrix} C\hat{A}^2(t) \\ C\hat{A}^3(t) \\ C\hat{A}^4(t) \end{bmatrix}.$$

Since C -matrix does not depend on t in this example and (C, A) is observable independent on t , $\hat{O}_1(t)$ always has column-full rank and thus the above equation has a solution.

Finally, $\hat{X}(t)$ can be calculated by

$$\hat{X}(t) = -\hat{Y} \begin{bmatrix} 0 \\ C\hat{B}(t) \end{bmatrix} - \hat{L}(t) \begin{bmatrix} C\hat{A}(t)\hat{B}(t) \\ C\hat{A}^2(t)\hat{B}(t) \\ C\hat{A}^3(t)\hat{B}(t) \end{bmatrix}.$$

The reference signal vector was given by

$$y_m(t) = G_m(z)r(t) = \begin{bmatrix} \sin \pi t / 15 \\ \sin 2\pi t / 25 \end{bmatrix}.$$

The least square algorithm with constant trace was used to estimate the parameters where the initial values of the covariance matrix is 10^6 , and $\epsilon_{\min} = 0.02$. Fig.1, 3 and 5 show the tracking errors of the proposed indirect MRACS for Case 1-3 respectively. Fig.2, 4 and 6 show the tracking errors of the proposed indirect MRACS for Case 1-3 *without modification* respectively. The results show the effectiveness of the proposed method.

5. Conclusion

In this chapter, an indirect MIMO MRACS with structural estimation of the interactor was proposed. By using indirect method, unreasonable assumptions such as assuming the diagonal degrees of interactor can be avoided. Since the controller parameters are calculated based on the observability canonical realization of the estimated values, the proposed method is suitable for on-line calculations. In the proposed method, the degree of the controllers do not depend on the estimated structure of the interactor. The global stability of the overall system is under studying.

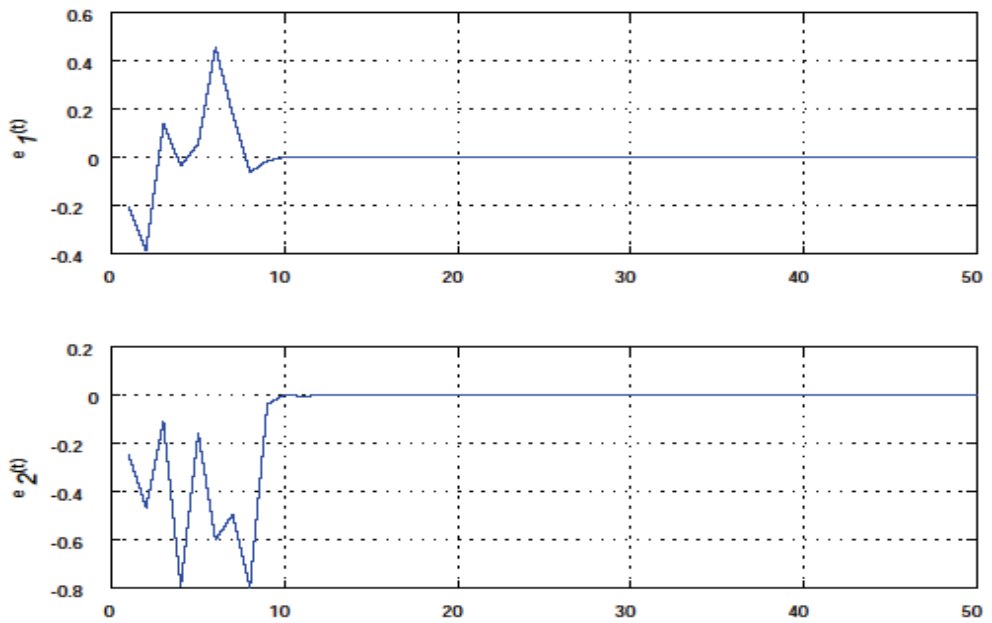


Figure 1. Output tracking error of the proposed MRACS (Case 1; with modifications)

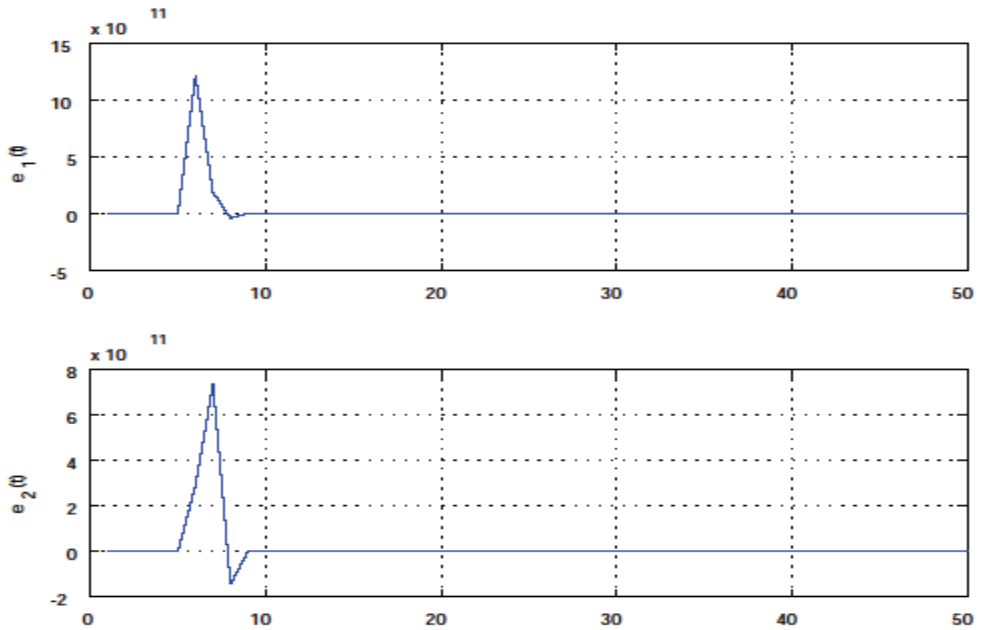


Figure 2. Output tracking error of the proposed MRACS (Case 1; without modifications)

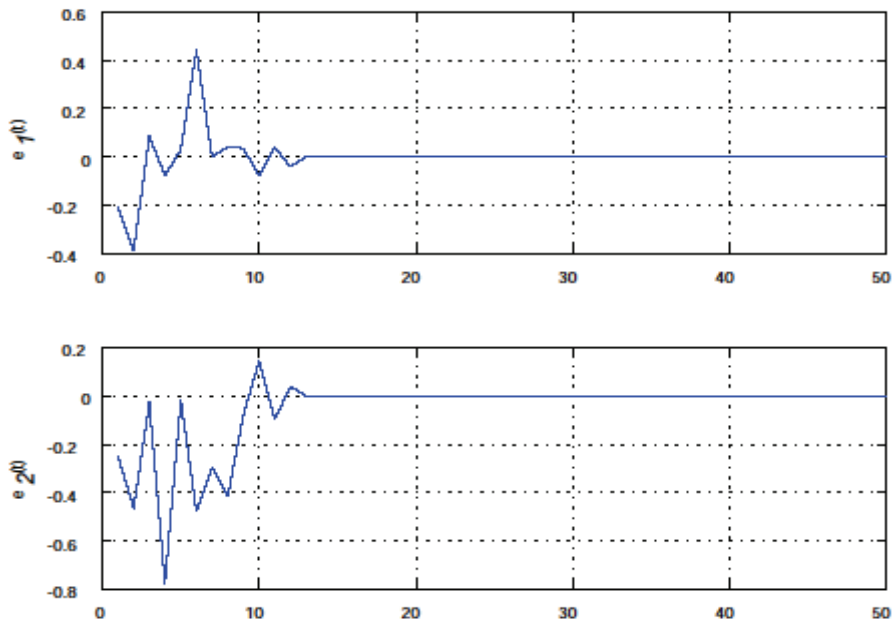


Figure 3. Output tracking error of the proposed MRACS (Case 2; with modifications)

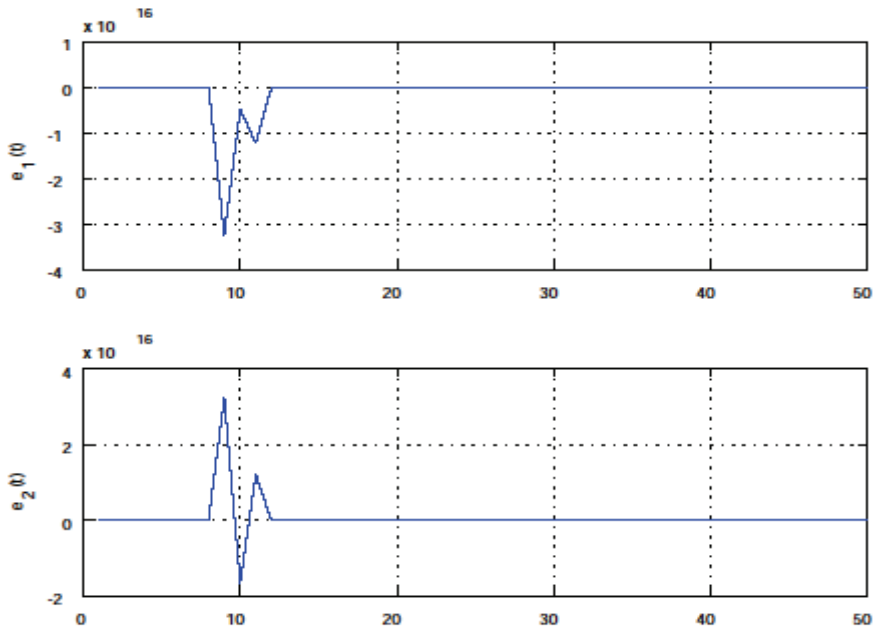


Figure 4. Output tracking error of the proposed MRACS (Case 2; without modifications)

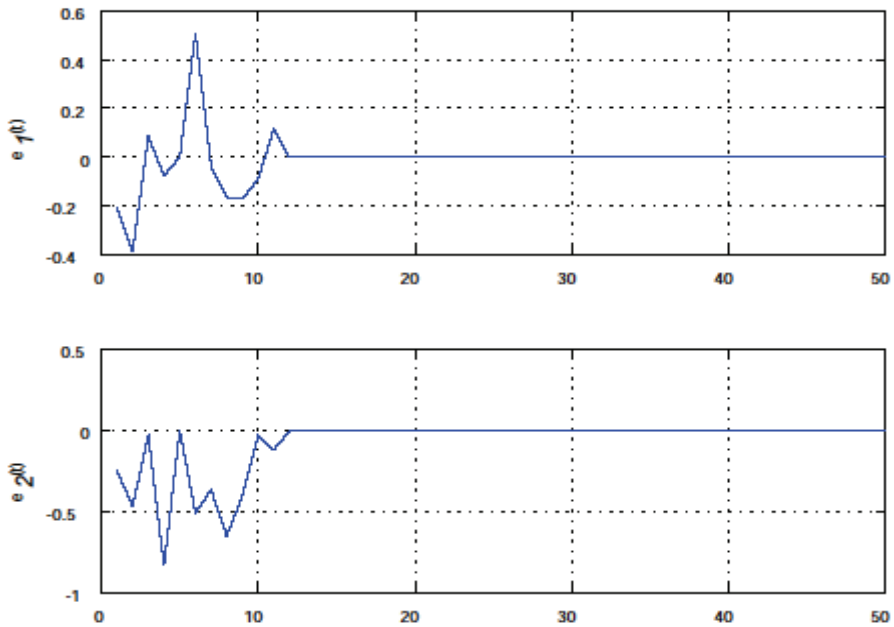


Figure 5. Output tracking error of the proposed MRACS (Case 3; with modifications)

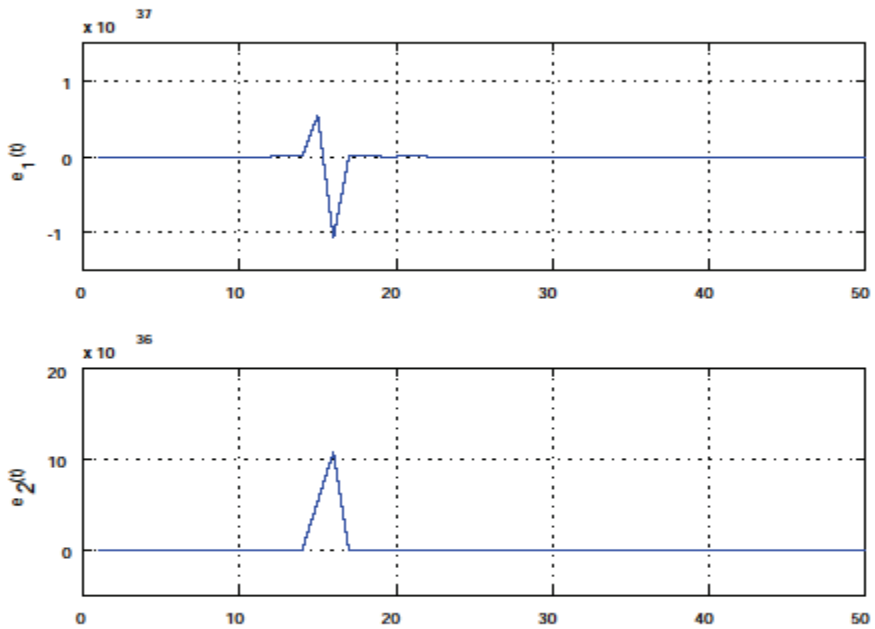


Figure 6. Output tracking error of the proposed MRACS (Case 3; without modifications)

6. References

- Wolovich, W. A. & Falb, P. L. (1976). Invariants and canonical forms under dynamic compensations, *SIAM Journal of Control and Optimization*, Vol.14, No.6, pp.996-1008.
- Goodwin, G. C.; Ramadge, R. J. & Caines, P. E. (1980). Discrete-time multivariable adaptive control, *IEEE Transactions on Automatic Control*, Vol.25, No.3, pp.449-456.
- Chan, S. & Goodwin, G. C. (1982). On the role of the interactor matrix in multiinput-multioutput adaptive control, *IEEE Transactions on Automatic Control*, Vol.27, No.3, pp.713-714.
- Elliott, H. & Wolovich, W. A., (1982). A parameter adaptive control structure for linear multivariable systems, *IEEE Transactions on Automatic Control*, Vol.27, No.2, pp.340-352.
- Goodwin, G. C. & Long, R. S., (1980). Generalization of results on multivariable adaptive control, *IEEE Transactions on Automatic Control*, Vol.25, No.6, pp.1241-1245.
- Elliott, H. & Wolovich, W. A., (1984). Parametrization issues in multivariable adaptive control, *Automatica*, Vol.20, No.5, pp.533-545.
- Dugard, L.; Goodwin, G. C. & de Souza, C. E., (1984). Prior knowledge in model reference adaptive control of multiinput multioutput systems, *IEEE Transactions on Automatic Control*, Vol.29, No.8, pp.761-764.
- Kase, W. & Tamura, K., (1990). Design of G-interactor and its application to direct multivariable adaptive control, *International Journal of Control*, Vol.51, No.5, pp.1067-1088.
- Mutoh, Y. & Ortega, R., (1993). Interactor structure estimation for adaptive control of discrete-time multivariable nondecouplable systems, *Automatica*, Vol.29, No.3, pp.635-647.
- Wolovich, W. A., (1974). *Linear multivariable systems*, Springer-Verlag, Berlin.
- Kase, W. & Mutoh, Y., (2009). A simple derivation of interactor matrix and its applications, *International Journal of Systems Science* (to appear).
- Kase, W.; Miyoshi, R. & Mutoh, Y., (2004). An explicit solution to the discrete-time singular LQ regulation problem for a plant having more inputs than the outputs, *Proceedings of IEEE Conference on Decision and Control*, pp.2273-2278, ISBN 0-7803-8683-3, Paradise Island, Bahamas, December.
- Kase, W., (1999). A solution of polynomial matrix equations using extended division algorithm and another description of all-stabilizing controllers, *International Journal of Systems Science*, Vol.30, No.1, pp.95-104, ISSN 0020-7721.
- Kase, W., (2008). A revision of extended division algorithm for polynomial matrices and its application, *Proceedings of 2008 IEEE International Symposium on Industrial Electronics*, pp.1103-1107, ISBN 978-1-4244-1666-0, Cambridge, UK, June/July.
- Kase, W. & Mutoh, Y. (2000). Suboptimal exact model matching for multivariable systems with measurement noise, *IEEE Transactions on Automatic Control*, Vol.45, No.6, pp.1170-1175, ISSN 0018-9286.



Frontiers in Adaptive Control

Edited by Shuang Cong

ISBN 978-953-7619-43-5

Hard cover, 334 pages

Publisher InTech

Published online 01, January, 2009

Published in print edition January, 2009

The objective of this book is to provide an up-to-date and state-of-the-art coverage of diverse aspects related to adaptive control theory, methodologies and applications. These include various robust techniques, performance enhancement techniques, techniques with less a-priori knowledge, nonlinear adaptive control techniques and intelligent adaptive techniques. There are several themes in this book which instance both the maturity and the novelty of the general adaptive control. Each chapter is introduced by a brief preamble providing the background and objectives of subject matter. The experiment results are presented in considerable detail in order to facilitate the comprehension of the theoretical development, as well as to increase sensitivity of applications in practical problems

How to reference

In order to correctly reference this scholarly work, feel free to copy and paste the following:

Wataru Kase and Yasuhiko Mutoh (2009). A Design of Discrete-Time Indirect Multivariable MRACS with Structural Estimation of Interactor, *Frontiers in Adaptive Control*, Shuang Cong (Ed.), ISBN: 978-953-7619-43-5, InTech, Available from:

http://www.intechopen.com/books/frontiers_in_adaptive_control/a_design_of_discrete-time_indirect_multivariable_mracs_with_structural_estimation_of_interactor

INTECH

open science | open minds

InTech Europe

University Campus STeP Ri
Slavka Krautzeka 83/A
51000 Rijeka, Croatia
Phone: +385 (51) 770 447
Fax: +385 (51) 686 166
www.intechopen.com

InTech China

Unit 405, Office Block, Hotel Equatorial Shanghai
No.65, Yan An Road (West), Shanghai, 200040, China
中国上海市延安西路65号上海国际贵都大饭店办公楼405单元
Phone: +86-21-62489820
Fax: +86-21-62489821

© 2009 The Author(s). Licensee IntechOpen. This chapter is distributed under the terms of the [Creative Commons Attribution-NonCommercial-ShareAlike-3.0 License](#), which permits use, distribution and reproduction for non-commercial purposes, provided the original is properly cited and derivative works building on this content are distributed under the same license.