
Models of Paradoxical Coincident Cost Degradation in Noncooperative Networks

Hisao Kameda

Additional information is available at the end of the chapter

<http://dx.doi.org/10.5772/54377>

1. Introduction

[**Networks**] As large-scale networks, one can think of transportation networks, which consist of very many roads, through which lots of vehicles run through. It is inappropriate if the utilization factors of the networks are so low that the amounts of traffic through the networks are too small, or if the sojourn times of vehicles are too long due to the congestion. In relation to the notion of transportation networks, we have the term ‘information highway,’ which means information networks that are represented by the Internet. The Internet is an information network consisting of a great many nodes (or routers) and the communication lines interconnecting them, through which packets (in place of vehicles) run. Commonly as transportation networks, it is inappropriate if the utilization factors of the networks are so low that the amounts of traffic through the networks are too small or if the sojourn times of packets are too long due to the congestion.

It is appropriate if each portion of the networks has a suitable amount of traffic and if vehicles or packets (later we call both of them ‘users’ or ‘players’) pass through it within suitable time lengths. We cannot be sure, however, that such good situations are always kept. In order to keep such good situations, we need to control the networks in one way or others. More concretely, we need to select adequately the paths for users to run through (*i.e.*, routing) or to decide adequately the rates of users to run through the networks (*i.e.*, flow control).

In distributed computer systems including recently highlighted Grids (a method of sharing computer resources by using communication networks), we have the problems of load balancing in order to have the high efficiency of utilizing computing resources (for example, [26, 34, 53]) that are equivalent to routing problems in the networks. In this chapter, we present some seemingly paradoxical results on the routing problems and on the equivalent load balancing problems. There have been found similar seemingly paradoxical results on flow control [19, 20], but we do not discuss them here.

[Distributed and independent decision making] On one hand, in general, the above-mentioned networks are of large scales and overall detailed control of them may be difficult. On the other hand, they are usually shared by users or organizations that make independent decisions; *e.g.*, in transportation networks, there are independent vehicle owners and enterprises that run buses and trucks; *e.g.*, in the Internet, there are Internet service providers that are private enterprises and universities/research organizations, each of which is considered to make independent decisions. These independent decision makers are equivalent to what are called ‘players’ in the framework of game theory.

Lots of people may believe that in a network or in a system, if each independent decision maker coincidentally pursues the reduction of the cost relevant to itself, the overall utility of the network or of the system may increase. As to economic behavior, it appears to be generally believed that, if each decision maker seeks its profit independently, selfishly, and noncooperatively from others, the overall social system may achieve the most economical state by the guidance of so-called ‘Invisible Hand’ as mentioned by Adam Smith [50]. In the situations where the overall detailed control seems to be difficult in such as large-scale networks, the believes in the effectiveness of independent decision making, may lead to the expectations that if each user (or player) makes decisions only for its own objective, the entire problem of obtaining the best system state is divided into the collection of dispersed smaller-scale problems each of which is more easily solved than the entire problem.

[Paradox] There have been found phenomena seemingly quite paradoxical to the above-mentioned belief, for example, what is called the ‘Braess paradox,’ which we discuss later in this chapter. This chapter present some research results on the possible magnitudes of the harms brought by such paradoxical phenomena. In fact, it looks that no big harms induced by such paradoxical phenomena like large coincident performance deterioration of user costs, have been reported thus far. We have already the situations where the Internet is shared by a great number of independent Internet service providers and where online POS (Point of Sales) systems are shared by mutually independent chains of convenience stores. In spite of that, no big problems such as the above-mentioned severe performance degradation have been revealed.

We expect, however, that each independent organization will pursue its cost decrease much more seriously in the future and that the scales of the shared networks and the numbers of users sharing the networks will become much larger. We will thus need to investigate the above-mentioned problems and to gain much powerful insight into the problems.

1.1. Different degrees in the dispersion of decision making

We can think of different degrees in the dispersion of decision making.

(A)**[Completely centralized decision making]**: All users are regarded to belong to one group that has only one decision maker (Only one player in the game). The decision maker seeks to optimize a single performance measure such as the total cost over all users (for example, the expected sojourn time over all users). In the literature, the corresponding solution concept is referred to as a system optimum, overall optimum, cooperative optimum or social optimum.

In this chapter, we shall refer to it as the *overall optimum*. This may reflect the situation where the entire system is controlled by a single unified organization (*i.e.*, only one player).

(B)[**Completely dispersed decision scheme**]: Each of infinitely many infinitesimal users optimizes its own cost (for example, its own expected sojourn time), independently and selfishly of the others. In this optimized situation, each job cannot expect any further benefit by changing unilaterally its own decision. In this setting, the number of such users is so many that the impact of any one such user is infinitesimally small on the costs experienced by all other users. It is then assumed that the decision of a single job has a negligible impact on the performance of the entire system.

In these types of noncooperative networks, each infinitesimal, *i.e.*, “non-atomic” (as some game-theorists say), user makes its own routing decision so as to minimize its expected delay from its origin to its destination given the routing decisions of other users. In this case, the situation where every infinitesimal user has optimized its decision, given the decisions of other users, and would not unilaterally deviate from that choice, is called an *individual equilibrium*. The name given to this form of equilibrium is *Wardrop equilibrium*, *i.e.*, a Nash equilibrium with infinitesimal players (nonatomic users) ([18, 41, 54] *etc.*).

(C)[**Intermediately dispersed decision scheme**]: Infinitely many jobs (users) are classified into a finite number ($N(> 1)$) of classes or groups, each of which has its own decision maker and is regarded as one player or user. Each decision maker optimizes non-cooperatively its own cost (e.g., the expected sojourn time) over only the jobs of its own class. The decision of a single decision maker of a group has a non-negligible impact on the performance of other groups. In this optimized situation, each of a finite number of classes or players cannot receive any further benefit by changing unilaterally its decision. In the literature, the corresponding solution concept is referred to as a class optimum, Nash equilibrium, or user optimum. In this chapter, we shall refer to it as the *group optimum*. This may reflect the situation where the system is shared by a finite number of mutually independent organizations each of which is totally unified. We may have different levels in intermediately dispersed optimization.

In this situation, the users are referred to as “atomic” (as some game-theorists say) in that each user’s decision has an impact on the costs experienced by the other users. The situation where, in such a scheme, every user has optimized his decision, given the decisions of other users, and furthermore, would not unilaterally deviate from this decision is called a *Nash equilibrium*, since it is, in this respect, “stable” [18, 24, 27].

Note that (C) is reduced to (A) when the number of players reduces to 1 ($N = 1$) and approaches (B) when the number of players becomes infinitely many ($N \rightarrow \infty$) [18]. In the cases of (B) and (C), there are plural decision makers and they can be regarded as ‘games’ (in particular, congestion games (for example, [42, 46])). In the terms of economics, (A), (B), and (C), respectively, present monopoly, perfect competition, and oligopoly.

1.2. Pareto inefficiency and paradox

We think that the cost (or utility) of each user is determined for each state of the system. For example, if the route through which each user runs through and the amount of traffic of each path is determined, the total cost (or utility) of each user (decision maker, or player)

will be determined. In engineering fields, as the measure of evaluating the system status, a single measure such as the sum or the weighted means of the costs (or utilities) of all users (or players) has been used in general so far. It is questionable or problematic, however, to determine the superiority between the two states of the system if, in one system state, the utility of one user is *better* than that of another user and if, in the other system state, the utility of the former user is *worse* than that of the latter user.

The exact definition of superiority among system states is given in terms of Pareto notions. The notions of Pareto optimality, superiority, and inefficiency have already been established. In the next section, we first confirm the notions and their definitions. Then, we discuss a definition of the measure of Pareto superiority.

1.3. Pareto optimality and superiority

We consider a system consisting of a number of users or players, numbered $1, 2, \dots, n$ (Denote by \mathbf{n} the set $\{1, 2, \dots, n\}$). For each state of the system, each user has its own utility. Denote a combination of utilities of all users in a system state S by $\mathbf{U}(S) = (U_1(S), U_2(S), \dots, U_n(S))$. We consider only the cases where $U_i(S) > 0$ for all i .

[Pareto optimality and efficiency]: There may exist a state of the system where we cannot improve the utility of each user without decreasing the utility of some other user. This is called a *Pareto optimum* or *efficient* state. In general, there may be infinitely many Pareto optimal states for a system. Consider the space of the combinations of utilities $\mathbf{U}(S)$ for all system state S . That is, each point $\mathbf{U}(S)$ in the utility space corresponds to a combination of utilities of the users of a system state. Then, each axis of the utility space shows the utility of a user given the system state. The set of points corresponding to Pareto optimal states forms the border (Pareto border) separating the set of achievable combinations of utilities from the set of unachievable ones in the utility space.

[Pareto superiority and inferiority]: Consider an arbitrary pair of two (achievable) states of the system, S^a and S^b : If $U_i(S^a) \leq U_i(S^b)$ for all i and $U_i(S^a) < U_i(S^b)$ for some i , then S^a is Pareto inferior to S^b and S^b is Pareto superior to S^a . Define $k_i \triangleq U_i(S^b)/U_i(S^a)$. Then, S^b is *Pareto superior* to S^a if and only if $k_i > 1$ for some i and $k_j \geq 1$ for all other j . S^b is *Pareto inferior* to S^a if and only if $k_i < 1$ for some i and $k_j \leq 1$ for all other j .

We define *strong Pareto superiority and inferiority*. That is, S^b is *strongly Pareto superior* to S^a iff $k_i > 1$ for all i . S^b is *strongly Pareto inferior* to S^a iff $k_i < 1$ for all i . A state to which some other state is (strongly) Pareto superior is (*strongly*) Pareto inefficient.

An overall optimum is evidently Pareto optimal. Individual optima or group optima (Nash equilibria) may be Pareto optimal (for example, [1, 7]), but may not be Pareto optimal as in the game called the prisoners' dilemma (for example, [38]). It has been shown that if the utility of each player is continuous, Nash equilibria are generally Pareto inefficient (See [13, 49]).

[A measure of Pareto superiority/inferiority]: As we see in the above, the definition of Pareto superiority/inferiority has already given and well accepted. It seems, however, that the measure of the *degree of Pareto superiority/inferiority* has not been generally accepted. The measure is necessary, *e.g.*, for defining the degree of paradoxical coincident cost degradation.

The Pareto superiority depends on the vector (k_1, k_2, \dots, k_n) . It would, however, be convenient to express the degree of Pareto superiority by a single scalar measure. The primary concern must be the requirement that the value of the measure clearly distinguish cases of Pareto inferiority and, thus, paradoxes, from other cases, simply and almost clearly. Define $k_{\min} \triangleq \min_i k_i$ and $k_{\max} \triangleq \max_i k_i$. If $k_{\min} > 1$, the state S^b is (strongly) Pareto superior to S^a , and if $k_{\min} < 1$, the state S^b is Pareto indifferent or inferior to S^a . If $k_{\max} < 1$, the state S^b is (strongly) Pareto inferior to S^a , and if $k_{\max} > 1$, the state S^b is Pareto indifferent or superior to S^a . Thus, *the measures k_{\min} and k_{\max} may be used as primary measures of the degree of Pareto superiority and inferiority, respectively*. We note that if $k_{\min} < 1$ and $k_{\max} > 1$, states S^a and S^b are mutually Pareto indifferent to each other. On the other hand, for example, a measure X based on a certain average of all of k_i should be rejected, since it can hold that $X > 1$ even if some $k_i < 1$ for some i but if $k_j \gg 1$ for all other j 's. Such a measure may be used as a secondary measure. (In many practical situations, the variables may have continuous values and truly exact equalities occur rarely. Or, the tie-breaking of the case that $k_{\min} = 1$ may depend on such a secondary measure.)

We propose that $k_{\min} (> 1)$ and $k_{\max} (< 1)$ are used as primary measures showing the degrees of Pareto superiority and inferiority, respectively. The tie-breaking of the case that $k_{\min} = 1$ and that $k_{\max} = 1$ may depend on some other secondary measure.

Note, in passing, that a measure similar to the above has been used to discuss the effects of symmetry on globalizing separated monopolies to a Nash-Cournot oligopoly [28].

[Pareto inefficiency and paradox] Braess paradox presents an example of the case where for an equilibrium system state there exists a non-equilibrium system state that is Pareto superior to it as shown later. This chapter presents the research results on the cases where (paradoxical) coincident cost degradation of each user occurs and on the possible sizes of such coincident cost degradation. On the other hand please note that there exist cases where coincident cost improvement for each user is unlimitedly large [22].

The price of anarchy The idea of a measure, the price of anarchy, was mentioned by Koutsoupias and Papadimitriou [32], and its name 'the price of anarchy' appeared in Papadimitriou [39]. The term 'anarchy' is considered to mean the state of a Nash or Wardrop equilibrium which is reached by the situation where every player behaves selfishly or freely under no constraints imposed by a central controller to optimize its own cost or utility. The measure looks to show the degree how bad is the state of the worst-case Nash/Wardrop equilibrium against the best state. The proposer of the measure uses, as the best state, the state with the optimal social cost. Then, the price of anarchy is equal to the ratio of the social cost of the worst-case Nash/Wardrop equilibrium to the minimum social cost. A number of results have been obtained based on this measure, many of which are described by Roughgarden [43, 45]. In fact, before the idea of the measure, price of anarchy, was proposed, anomalous behaviors of Wardrop and Nash equilibria compared with social optima, like those expressed in terms of the price of anarchy, had already been discovered and investigated in the context of load balancing in distributed computer systems that was identical to routing in networks of particular types [25, 26, 55].

On the other hand, the measure of the Pareto inefficiency of a Nash equilibrium has to reflect the comparison with all the Pareto optima, whereas the state with the optimal social cost is

only one Pareto optimum. Therefore, the price of anarchy cannot be a good measure of the Pareto inefficiency of a Nash equilibrium [33]. Following the spirit of the price of anarchy, we may think of the ratio of the social cost of state A to that of state B for comparing two states A and B . According to the discussion given above on the measure of Pareto superiority/inferiority and paradoxes, we do not use the above-mentioned measure that has the spirit of the price of anarchy as the primary measure of Pareto superiority/inferiority and paradoxes but may use it as a secondary measure. We note that the above-mentioned anomalous behavior of the Wardrop/Nash equilibrium necessarily occurs when the Braess paradox occurs, but not vice versa.

2. Braess paradox

[Braess network] Braess [5] considered a network consisting of 4 nodes, 1 origin (0), 2 relay nodes (1,2), and 1 destination (3) (Fig. 1). As shown in Fig. 1 left, before adding a link, the network has two paths, 0-1-3 (Path 1) and 0-2-3 (Path 2), each of which contains two links, Link 1 (from Node 0 to Node 1) and Link 2 (from Node 1 to Node 3) for the first path, and Link 3 (from Node 0 to Node 2) and Link 4 (from Node 2 to Node 3) for the second: See Fig. 1 left. After adding new link (Link 5), *i.e.*, a one-way link connecting the two relay nodes 1 and 2, the network has three paths including the new, third, path 0-1-2-3 (Path 3): See Fig. 1 right. In the original Braess network, the cost of each link is a linear function of the amount of the flow through the link ([5]).

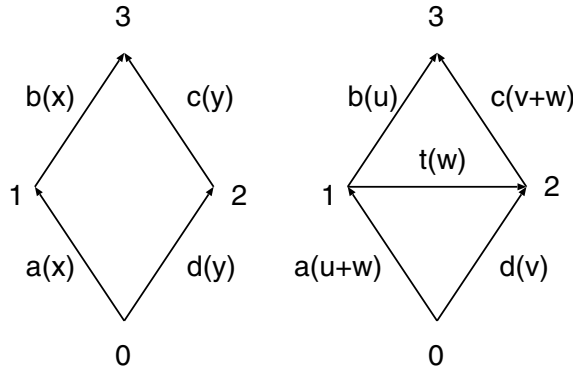


Figure 1. Braess network.

Lots of users pass through the network from the origin (0) to destination (3). The passage time through each link is determined by the rate of users that pass through the link. Each user strives to pass through the path of the minimum sojourn time. Each user cannot decrease its sojourn time by unilaterally changing the path it chooses to pass through in the equilibrium state, that is, the Wardrop equilibrium or individual optimum. Since the network has only one origin and one destination, any paths used have the same cost (the identical sojourn time). As shown in Fig. 1, if the rates of users that pass through links 01, 13, 23, 02, and 12, respectively, are $\eta_1, \eta_2, \eta_3, \eta_4$ and η_5 , the passage times through links 01, 13, 23, 02, and 12, are $a(\eta_1), b(\eta_2), c(\eta_3), d(\eta_4)$, and $t(\eta_5)$.

Denote by X the total rates of users that pass through network. Before adding a link, the two paths 0-1-3 and 0-2-3, respectively, have the rates of users passing through, x and y ($x + y = X$). After adding a link, the three paths, 0-1-3, 0-2-3, and 0-1-2-3, respectively, have the rates of users passing through, u , v , and w ($u + v + w = X$). Denote by C_o and C_c , respectively, the costs of the paths before and after adding a link. The ratio of the cost before adding a link and that after adding a link is denoted by $k = C_c/C_o$.

[Braess paradox] Braess [5] presents such an example that, if $a(\eta) = c(\eta) = 10\eta$, $b(\eta) = d(\eta) = \eta + 50$, $t(\eta) = \eta + 10$, $X = 6$, then $C_o = 83$, $C_c = 92$, and $k = C_c/C_o = 1.1084\dots$. That is, by adding a link, the cost of all users (sojourn time) increases by about 10 percent. Adding a link leads to the augmentation of the degree of the freedom of decision making. In spite of it, it looks paradoxical that adding a link brings about the cost degradation to all users or decision makers. Thus the above-mentioned phenomenon is regarded as ‘paradox.’ In fact, it has been observed that similar paradox occurs in the real world [29]. Thus, we see that the existence of a state that is Pareto superior to a Wardrop equilibrium has been shown.

[Cohen-Kelly paradox] In the Braess network, linear functions are considered as the link costs. The link cost functions considered in the networks of queues are nonlinear in general. Cohen and Kelly [10] considered the following network with nonlinear link costs. λ and ϕ are system parameters. $X = 2\lambda$. Link flows $\eta_1, \eta_2, \eta_3, \eta_4$ and η_5 , respectively, give $b(\eta_2) = d(\eta_4) = 2$, $t(\eta_5) = 1$, $a(\eta_1) = 1/(\phi - \eta_1)$ (if $0 \leq \eta_1 < \phi$, otherwise $a(\eta_1)$ is ∞), $c(\eta_3) = 1/(\phi - \eta_3)$ (if $0 \leq \eta_3 < \phi$, otherwise $c(\eta_3)$ is ∞). Then, assuming $2\lambda > \phi - 1 > \lambda > 0$, it is shown that $C_o = 1/(\phi - \lambda) + 2 < 3 = C_c$, that is, $1 < k < 3/2$. This also is regarded as a paradox. Thus, the ratio of degradation, k , is less than 1.5.

[The researches related to Braess paradox] Later, Braess paradox gradually caused attention of many scholars including economist Samuelson [48] and related studies have been accumulated including the above-mentioned study by Cohen and Kelly [10] (For example, [6, 9, 11, 12, 16, 17, 35, 36, 40, 51, 52]). In addition, it has been shown that for mechanical and electrical systems that have the topology similar to the Braess network, there may occur phenomena similar to Braess paradox, and the results were presented in a scientific journal, *Nature* [8]. A list of references on the Braess paradox is kept in Braess’s home page (<http://homepage.ruhr-uni-bochum.de/Dietrich.Braess/#paradox>).

Almost all of the related results have been obtained as to Wardrop equilibria, and most of them have discussed the networks that have the same topology as that of Braess’s or its generalized versions. Furthermore, some have handled only *weak Paradox* as explained later. Moreover, it has been shown that there exists a case of similar paradox as to a group optimum (Nash equilibrium of a finite number of users) in a network whose topology is similar to the Braess network [30]. Korilis et al. [31] have obtained a sufficient condition whereby no paradox occurs in a network with one origin and one destination and with plural groups of users of the same kind.

[The bounds of the degrees of the paradox in networks of Wardrop equilibrium] There seem to have been only a few studies that have provided an estimation of how harmful the paradox can be, *i.e.*, the worst-case degree of coincident cost degradation for all users by adding connections to a noncooperative system [21, 44, 47]. As to a generalized Braess network as shown in Fig. 1, it has been shown that, if functions a and c are increasing and

if functions $b, d,$ and t are non-decreasing, $k < 2,$ i.e., the degree of paradox cannot be over 2 [21]. Furthermore, if a generalized Braess network is embedded in a larger network, the degree of paradox with respect to the embedded network cannot be over 2 [21]. As a more general result, it has been shown that as to networks consisting of one origin, one destination, n nodes and links of nondecreasing costs, the degree of paradox cannot be over $\lfloor n/2 \rfloor$ [44]. An extreme case of it is shown in Fig. 2. The left-hand part of the figure shows the network before adding 3 links (depicted by vertical thin dotted lines) and the right-hand part of the figure presents the network after adding 3 links (depicted by vertical upward thick solid lines). In the figure, nodes means the point to which 3 lines are connected. Thus, the network has 8 nodes, $A, B, C, D, E, F, G,$ and $H.$ The total flow rate of users are 4. The extremely thin lines show zero flow rates and thick solid lines show positive flow rates. In the left-hand part of the figure, there are 4 paths, $ABH, ACDH, AEFH$ and $AGH,$ each has flow rate 1, and in the right-hand part of the figure, there are 3 paths, $ACBH, AEDH,$ and $AGFH,$ each of which has flow rates $4/3.$ Each line with 0 in the left part and with 1 in the right part has cost 0, if the flow rate through it is not larger than 1, and cost 1, if the flow rate through it is larger than 1. Each line with 1 both in the left part and in the right part has cost 1 regardless of the flow rate. Each of added link has cost 0. In this figure, for 8 nodes, $C_o = 1,$ and $C_c = 4,$ and it shows the worst-case paradox, $k = \lfloor 8/2 \rfloor = 4.$

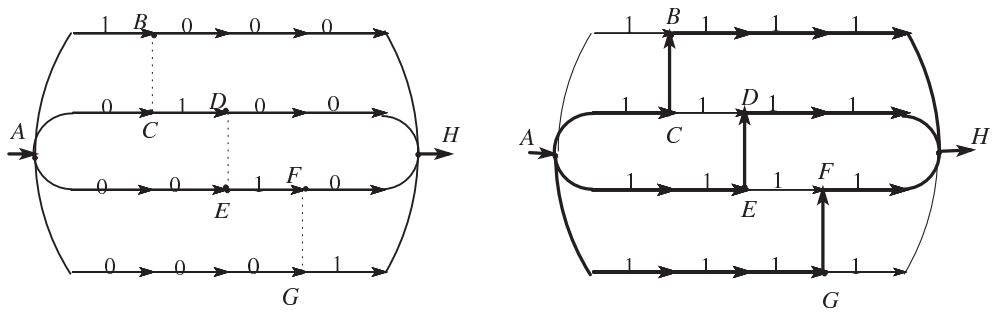


Figure 2. The network with 8 nodes that shows the worst case paradox $k = 4.$

In fact, it is likely that there has not been found any system in Wardrop equilibrium (with infinitesimal users) for which the degree of coincident cost degradation can increase without bound if the number of nodes in the network is bounded. On the other hand, we have also seen that the benefit brought by the addition of connections to a noncooperative network can increase without bound [22]. In contrast, it has been shown that there exists a system in a Nash equilibrium (with a finite number of users) for any size of the degree of the paradox as shown in the later section 4.1.1 and by [27].

3. Coincident cost degradation (Paradox) for all users by adding connections to networks

[The degree of coincident cost degradation (Paradox)] As to the above-mentioned networks in Wardrop equilibria that has only one origin and one destination, the cost of all users are identical, and the comparison between the costs of before and after adding connections to the

networks may be rather easy. In other networks, however, the costs of users are not necessarily identical, and we define here the degree of paradoxes for those networks. It seems that such definitions have not received attention until rather recently.

Following the section 1.2, we consider the concept of strong Pareto superiority. Denote by S^b and S^a , respectively, the states before and after adding connections. Assume that the costs of uses are positive. In fact, in the examples presented in this chapter, they are so.

Consider, for user $i \in \mathbf{n}$, k_i given by $k_i = C_i^a / C_i^b$. If $k_i > 1$ for all $i \in \mathbf{n}$, S^b is Pareto superior to S^a , which means a paradox. Define k_{min} such that $k_{min} = \min_p k_p$. That $k_i > 1$ for all $i \in \mathbf{n}$ is equivalent to that $k_{min} > 1$. In contrast, if $k_i \leq 1$ for some $i \in \mathbf{n}$, i.e., $k_{min} \leq 1$, S^b is not Pareto superior to S^a , which implies no paradox. Thus, k_{min} shows whether a paradox occurs. We consider furthermore, that k_{min} shows the degree of a paradox. We thus consider k_{min} the measure of the degree of a paradox [22]. Note that the networks mentioned in Section 2 have only one origin and one destination, and that, in each Wardrop equilibrium, the utility (cost, e.g., sojourn time) of every user is the same, and that k_{min} degenerates to k . Thus, as to the Braess-like paradoxes, only in this special cases, the price of anarchy can be a good measure of paradoxes.

[Weak paradox] In the paradoxes discussed in this chapter, the state S^b before adding connections is strongly Pareto superior to the state S^a after adding connections. On the other hand, even if S^b is not strongly Pareto superior to S^a , it is possible that the social or overall cost of users (for example, the overall average sojourn time or passage time for all users or packets) for S^b is better than S^a , which looks anomalous [26, 55]. In such a case, however, adding connections does not lead to the coincident cost degradation for all users. We call such an anomalous case a *weak paradox*. In the cases presented in Section 2, it holds that $k_i = k$, but it does not necessarily holds in general. In particular, the degree of cost degradation may be different for each user ($i \in \mathbf{n}$). The results that depend only on the price of anarchy may show only a weak paradox and not a (strong) paradox, and this chapter does not touch on such results.

4. The systems where the cost of each user may not necessarily be identical — Paradoxes in the models of distributed computer systems

During about 30 years since the Braess paradox had started to attract attention of many authors, a lot of papers related to it were published, but in almost all of them, the networks discussed by them looked to have either the topology similar to the Braess's, or to have each user non-distinct with only one pair of the origin and the destination. As networks that have each user with distinct cost, we show the networks of distributed computer systems. That is, as to the group optima in a model of distributed computer systems, an example of (strong) paradox has been found. This type of paradox may occur for symmetric systems, and in some cases, the degree of paradox (coincident cost degradation) can increase without bound.

4.1. Analytic results on symmetric distributed computer systems

As to the paradoxes for symmetric distributed computer systems, there have been obtained very general and complicated analytical results [27], which is presented in the appendix to

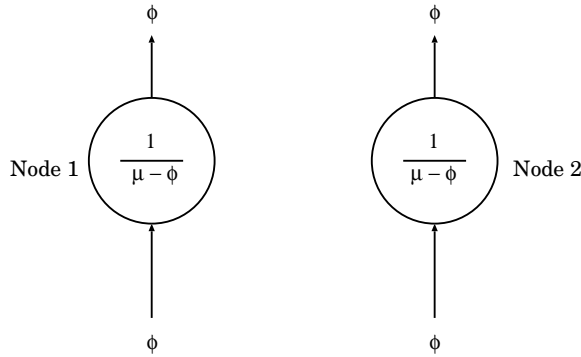


Figure 3. A model of distributed systems – Independent.

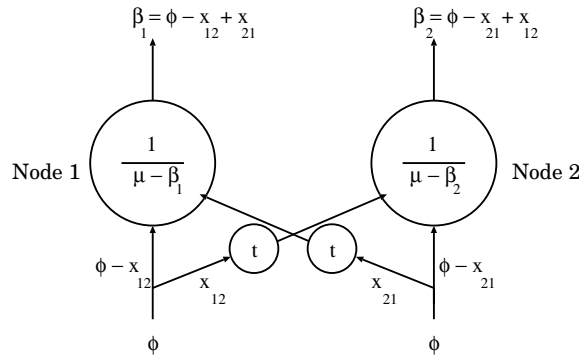


Figure 4. A model of distributed systems – Interconnected.

this chapter. In the next Section 4.1.1, by using a special case of the above-mentioned systems, some basic results that give intuitions into the nature of the paradox are presented.

4.1.1. A simple example of the paradox for symmetric distributed systems

Consider a model of distributed systems consisting of two nodes, as shown in Figs. 3 and 4. μ , ϕ , and T_i , respectively, denote the processing capacity of each node (computer), the job arrival rate to each node, and the expected sojourn time of the job that arrives at node i . Each node i is associated with one decision maker who decides the rate x_{ij} ($i \neq j$) of jobs to forward to the other node j in order to minimize selfishly only the cost T_i for the jobs that arrive at node i . The equilibrium state is a group optimum (a Nash equilibrium). When there is no network connection between the two nodes as shown in Fig. 3, each decision maker cannot forward jobs to the other node, and, in the group equilibrium state,

$$T_1 = T_2 = \frac{1}{\mu - \phi} \quad (M/M/1).$$

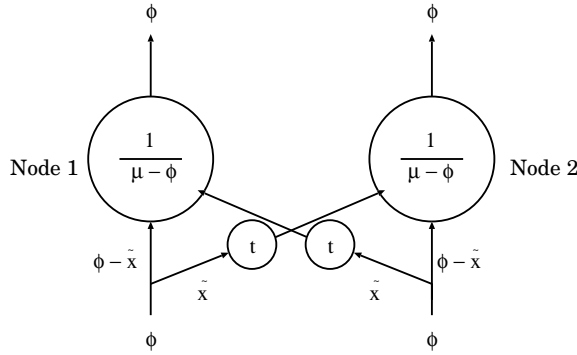


Figure 5. A model of distributed systems – A Nash equilibrium. $\tilde{x}_{ij} = \tilde{x}_{ji} = \tilde{x} \geq 0$.

After two nodes are inter-connected as shown in Fig. 4, denote by x_{ij} the rate of jobs forwarded from node i to node j . Then,

$$0 \leq x_{ij} \leq \phi, \quad i, j = 1, 2 \quad (i \neq j) \quad (1)$$

Define $\mathbf{x} = (x_{12}, x_{21})$. Denote \mathbf{C} by the set of the vectors that satisfy relation (1). Assume that job forwarding takes the time length t irrespective of the value of \mathbf{x} . Then,

$$T_i(\mathbf{x}) = \frac{1}{\phi} \sum_k x_{ik} T_{ik}(\mathbf{x}), \quad (2)$$

$$\text{where } T_{ii}(\mathbf{x}) = \frac{1}{\mu - \beta_i}, \quad T_{ij}(\mathbf{x}) = \frac{1}{\mu - \beta_j} + t \quad (j \neq i). \quad (3)$$

β_i denotes the workload on node i , and is obtained as follows:

$$\beta_i = \phi_i - x_i + x_j \quad (i \neq j). \quad (4)$$

$T_{ik}(\mathbf{x})$ denotes the expected sojourn time of a job that arrives at node i and is processed by node k . After the network connection is added, denote by $\tilde{\mathbf{x}}$ the solution (the Nash equilibrium) of the group optimum (Fig. 5). Then,

$$T_i(\tilde{\mathbf{x}}) = \min_{x_{ij}} T_i(x_{ij}, \tilde{x}_{ji}), \quad (i \neq j).$$

$\tilde{\mathbf{x}}$ is obtained as follows:

$$(i) \text{ The case where } t > \phi / (\mu - \phi)^2: \tilde{x} = \tilde{x}_{ij} = 0, \quad T_i(\tilde{\mathbf{x}}) = \frac{1}{\mu - \phi}.$$

The value of T_i is identical to the value before adding the connection, which implies no paradox occurring.

$$(ii) \text{ The case where } 0 < t \leq \phi / (\mu - \phi)^2:$$

$\bar{x} = \bar{x}_{ij} = \{\phi - t(\mu - \phi)^2\}/2 \geq 0$, $T_i(\bar{x}) = \frac{1}{\mu - \phi} + E$, where, $E = \frac{t}{2\phi} \{\phi - t(\mu - \phi)^2\} \geq 0$. E presents the difference of the value of T_i minus the value before adding the connection, and $E > 0$ shows the paradox occurring. Therefore, $0 < t < \phi/(\mu - \phi)^2$ is the necessary and sufficient condition for the occurrence of the paradox for this model.

[A derivation of the above-mentioned \bar{x} and $T_i(\bar{x})$] From (2) and (4),

$$\frac{\partial T_i}{\partial x_i} = -\frac{\mu - x_j}{(\mu - \phi + x_i - x_j)^2} + \frac{\mu - \phi + x_j}{(\mu - \phi - x_i + x_j)^2} + t \quad (i \neq j). \quad (5)$$

From (5), we see that $\frac{\partial T_i}{\partial x_i}$ is increasing in x_i such that $\mathbf{x} \in \mathbf{C}$. If such \bar{x} as satisfies the following:

$$\left. \frac{\partial T_i}{\partial x_i} \right|_{\mathbf{x}=\bar{\mathbf{x}}} = 0, \quad i = 1, 2, \quad (6)$$

the value of \bar{x} is the solution of the group optimum (the Nash equilibrium). From (5) and by defining $d = x_1 - x_2$,

$$\frac{\partial T_1}{\partial x_1} - \frac{\partial T_2}{\partial x_2} = \frac{2\mu - (\phi + d)}{(\mu - \phi - d)^2} - \frac{2\mu - (\phi - d)}{(\mu - \phi + d)^2} = \frac{2d}{(\mu - \phi)^2 - d^2} \left\{ \frac{2\mu(\mu - \phi)}{(\mu - \phi)^2 - d^2} + 1 \right\}, \quad (7)$$

If (6) hold, then, from (7), $d = 0$. Then, from (5),

$$\frac{\partial T_i}{\partial x_i} = \frac{2x_i - \phi}{(\mu - \phi)^2} + t = 0, \quad i = 1, 2. \quad (8)$$

Therefore,

$$x_i = \frac{1}{2} \{\phi - t(\mu - \phi)^2\}, \quad i = 1, 2, \quad \text{where } t \leq \frac{\phi}{(\mu - \phi)^2}. \quad (9)$$

From the above, we see that this is a unique solution (case (ii)). From this and (2), we can obtain $T_i(\bar{x})$.

For the case where $t > \frac{\phi}{(\mu - \phi)^2}$ (case (i)), from (8), we have for $x_i = 0$ ($i = 1, 2$),

$$\frac{\partial T_i}{\partial x_i} = t - \frac{\phi}{(\mu - \phi)^2} > 0, \quad i = 1, 2. \quad (10)$$

Since $\frac{\partial T_i}{\partial x_i}$ is increasing in x_i , $\bar{x}_i = 0$, $i = 1, 2$, is the solution of the group optimum (the Nash equilibrium). The uniqueness of the solution in this case is shown as outlined as follows: Assume $\bar{x}_1 > 0$. From the definition of d , (5), and the condition (ii) with respect to t , we must have $d < 0$, and thus \bar{x}_2 is not to be zero. If we have a similar argument as above with respect to \bar{x}_2 we must have $d > 0$, which is a contradiction. Thus, we see that $\bar{\mathbf{x}} = \mathbf{0}$ is a unique group optimum. For the existence and uniqueness of more general cases, see [2, 23, 37] and [27]. \square

For any values of system parameters, the solutions of the overall optimum and the individual optimum are the same as the solution given above for case (i). Therefore, differently from the Braess networks, no paradox occurs for the individual optimum (the Wardrop equilibrium) in this model.

As in the above, we consider that the degree of the paradox is the ratio of the expected sojourn time after adding the connection to that before doing so. Denote it by $k(\mu, \phi, t)$ here.

$$k(\mu, \phi, t) = 1 + \frac{t}{2\phi} \{\phi - t(\mu - \phi)^2\}(\mu - \phi).$$

With ϕ and μ being fixed, the degree of the paradox is largest when $t = \phi/[2(\mu - \phi)^2]$, and thus

$$\max_t k(\mu, \phi, t) = 1 + \frac{\phi}{8(\mu - \phi)}.$$

Thus, as the arrival rate ϕ approaches to the processing capacity μ , the degree of the paradox can increase without bound. Denote $\Delta(\mu, \phi) = \max_t k(\mu, \phi, t) - 1$. Then, for example, $\Delta(1.00001, 1) = 12500$ (1250000% performance degradation), etc.

Therefore, we see that for any system including asymmetric one there exists a symmetric distributed system that has the larger degree of paradox than it. Thus, symmetric systems bring about the worst-case paradoxes. As to any group of systems that have finite degrees of paradox (the characteristics of the groups can be expressed in natural ways), for each group a symmetric system presents the worst-case paradox among the group as discussed in the later section 5.

4.1.2. General results on the paradoxes for symmetric distributed systems

Analytic results have been obtained for the models with the number of nodes, the characteristics of job types, the processing capacities of nodes, and the characteristics of job-transfer capacities being much more general than those of the model of the above section. Details are given in the appendix.

5. Paradoxes for asymmetric distributed computer systems

Consider an extension of the models of symmetric distributed systems presented in Section 4.1 to those of asymmetric distributed systems. In the cases where each value of the parameter describing the system is not identical as to every user, the cost of each user is considered distinct in a Nash equilibrium. In this section, we consider the system consisting of m nodes, $1, 2, \dots, m$ [26, 53]. Jobs are classified into groups, $i = 1, 2, \dots, m$, depending on the node at which they arrive, and they arrive at node i according to Poisson distribution with the arrival rate ϕ_i . Out of them, the rate x_{ii} of jobs are processed at node i , and the rate x_{ij} ($i \neq j$) of jobs are forwarded through the transfer facility to node j ($j \neq i$) and processed there. Thus $\sum_p x_{ip} = \phi_i$, $x_{ij} \geq 0$, $i, j = 1, 2, \dots, m$ are the constraints. Denote by \mathbf{x}_i the vector $(x_{i1}, x_{i2}, \dots, x_{im})$, and by \mathbf{x} the vector $(\mathbf{x}_1, \mathbf{x}_2, \dots, \mathbf{x}_m)$. We thus have $\mathbf{x} = (x_{11}, x_{12}, \dots, x_{1m}, x_{21}, x_{22}, \dots, x_{2m}, \dots, x_{mm})$. Denote by \mathbf{C} the set of \mathbf{x} 's that satisfy the constraints. Denote $\Phi = \sum_p \phi_p$. For each node i , there is a decision maker (or a player) i ($i = 1, 2, \dots, m$) who determines the values of x_{ij} ($j =$

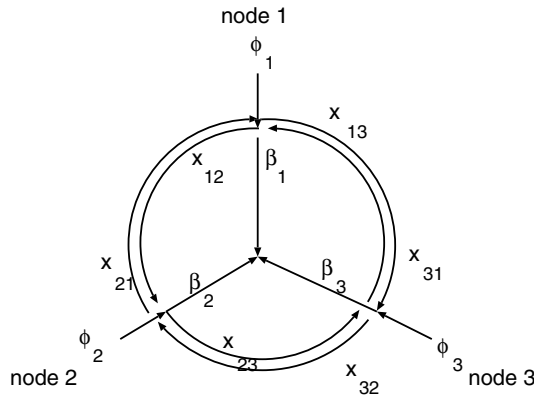


Figure 6. The model of a distributed computer system with asymmetric parameter values ($m = 3$).

$1, 2, \dots, m$) unilaterally within the constraints so that the cost at node i may be minimum. As the result, node i has the workload $\beta_i = \sum_q x_{qi}$. This system is equivalent to the network consisting of m origin-destination pairs that have a common destination (See Fig. 6 for the case of $m = 3$. In the figure, the variable shown closely to each arrow presents the rate of jobs passing through the arrow.) Denote by $D_i(\beta_i)$ the expected sojourn time (including the waiting time) of a job that arrives at node i that has the workload β_i . It is assumed that $D_i(\beta_i)$ is convex and increasing in β_i . Denote by $G_{ij}(\mathbf{x})$ the expected transfer time of forwarding a job from node i to node j ($j \neq i$). Denote by $T_i(\mathbf{x})$ the expected sojourn time that a job arrives at node i and finally goes out of the network. Then we have,

$$T_i(\mathbf{x}) = \sum_k x_{ik} T_{ik}(\mathbf{x}), \text{ where } T_{ii}(\mathbf{x}) = D_i(\beta_i), \text{ and, for } j \neq i, T_{ij}(\mathbf{x}) = D_j(\beta_j) + G_{ij}(\mathbf{x}).$$

The group optimal state (the Nash equilibrium) $\bar{\mathbf{x}}$ satisfies the following (for example, [24]).

$$\bar{T}_i = T_i(\bar{\mathbf{x}}) = \min_{\mathbf{x}_i} T_i(\bar{\mathbf{x}}_{-(i)}; \mathbf{x}_i), \text{ Constraints: } (\bar{\mathbf{x}}_{-(i)}; \mathbf{x}_i) \in \mathbf{C}. \tag{11}$$

where $(\bar{\mathbf{x}}_{-(i)}; \mathbf{x}_i)$ is $m \times m$ dimensional vector that is made from $\bar{\mathbf{x}}$ by replacing its elements corresponding to $\bar{\mathbf{x}}_i$ by \mathbf{x}_i . As to the existence and uniqueness of the group optimum (the Nash equilibrium), see [2, 3].

In the next section, we present some results on the asymmetric and symmetric distributed systems wherein the degrees of paradoxes are finite. The results show that, in the group of distributed systems characterized in natural ways, the degrees of paradoxes have the worst-case values for symmetric systems.

5.1. The models with multiple nodes with nonlinear costs

Consider the model of distributed computer systems consisting of $m(\geq 2)$ nodes. With the workload β_i , the expected node passage time (the cost) is: $D_i(\beta_i) = \frac{1}{\mu_i - \beta_i}$ (if $\beta_i < \mu_i$,

otherwise ∞). The transfer cost $G_{ij}(\mathbf{x})$ has the following two cases (A) and (B):

$$(A) G_{ij}(\mathbf{x}) = \frac{t}{1 - \lambda t}, j (\neq i), \text{ if } \lambda t < 1, \text{ otherwise } \infty.$$

where, $\lambda = \frac{\sum_p \sum_{q, (q \neq p)} x_{pq}}{\sum_p \sum_{q, (q \neq p)} x_{pq}}$ denotes the rate of jobs being transferred through the interconnection. One job-transfer channel is shared by the entire system.

$$(B) G_{ij}(\mathbf{x}) = \frac{t}{1 - x_{ij}t}, j (\neq i), \text{ if } x_{ij}t < 1, \text{ otherwise } \infty. \text{ The entire system has } m(m - 1) \text{ channels.}$$

In either case, t denotes the expected transfer time when there is no waiting on the transfer line. Thus, $1/t$ is the transfer capacity. Furthermore, denote $\phi = (\phi_1, \phi_2, \dots, \phi_m)$ and $\mu = (\mu_1, \mu_2, \dots, \mu_m)$.

5.1.1. Numerical experiments

The following algorithm is used to obtain the solution of a group optimum (a Nash equilibrium).

Given the values of ϕ, μ , and t ,

- Initialization $\mathbf{x}^0 = (x_1^0, x_2^0, \dots, x_m^0) \in \mathbf{C}$.
- Obtain \mathbf{x}^n ($n = (k-1)m + i, i = 1, 2, \dots, m, k = 1, 2, \dots$)
 as $(x_1^{n-1}, \dots, x_{i-1}^{n-1}, x_i^n, x_{i+1}^{n-1}, \dots, x_m^{n-1})$,
 where $x_i^n = \arg \min_{x_i} T_i(x_1^{n-1}, \dots, x_{i-1}^{n-1}, x_i, x_{i+1}^{n-1}, \dots, x_m^{n-1})$.
 Repeat this step until the conversion.

If the above algorithm converges, a group optimum is obtained. Then, we have the group optimum cost $\tilde{T}_i(\phi, \mu, t)$ of decision maker i for the values of ϕ, μ, t . It has been shown that, in the cases where the costs of nodes, etc. are linear, the algorithm converges [4]. In fact, for all the cases we examined, the algorithm converged. For a given combination of the values of μ_i and ϕ , there exists the value of t^∞ , such that, in the group optimum, if $t \geq t^\infty$, the transfer facility is not used.

If the following holds, a paradox occurs.

$$k_i(\phi, \mu, t) > 1, i = 1, 2, \dots, m, \text{ where } 0 < t < t^\infty. \quad (12)$$

Here, $k_i(\phi, \mu, t) = \frac{\tilde{T}_i(\phi, \mu, t)}{\tilde{T}_i(\phi, \mu, t^\infty)}$. $\tilde{T}_i(\phi, \mu, t)$ gives the cost for the decision maker at node i , given the parameter values ϕ, μ , and t . Therefore, (12) shows that, if the capacity of the job transfer increases such that the transfer parameter decreases from t^∞ to t , the costs of decision makers at all nodes increases, which looks paradoxical. The maximum value, $\Gamma(\mu, \phi)$, of the degree of paradox $k_{\min}(\phi, \mu, t)$ is presented as follows:

$$\Gamma(\mu, \phi) = \max_i \{ \min_i \{ k_i(\phi, \mu, t) \} \}. \quad (13)$$

In the next section, the values of Γ for the combinations of the values of μ and ϕ are given.

5.1.2. The results of numerical experiments

We examined the cases of various combinations of the values μ and ϕ for some $m(\geq 2)$. The left and right parts of Fig. 7 presents, respectively, the results of examples of the job transfer facility of types (A) and (B). We can assume $\phi_1 = 1$ without losing the generality. The horizontal and vertical axes of each part of the figure show, respectively, the values of μ_1 and the worst-case degrees of paradoxes, Γ . The solid curve shows the values of Γ for the corresponding values of μ_1 for the completely symmetric cases ($\mu_i = \mu_1$ and $\phi_i = 1$ for all $i \in n$). The dotted curve shows, for the corresponding values of μ_1 , the maximum values of Γ among those with all combinations of values of μ_i and ϕ_i . The left and right parts of Fig. 7 show, respectively, the cases of 2 and 4 nodes ($m = 2$ and $m = 4$), with the transfer facilities (A) and (B). In both cases, as μ_1 increases, the worst-case paradox Γ increases up to some limit. It seems to be clear that the symmetric systems approaches to the limit. We can observe that there exists no asymmetric system whose values of worst-case paradox Γ depicted by the dotted curve are over the limit. That is, we can see that for any asymmetric system within each group, there exists a completely symmetric system whose degree of paradox is equal to or larger than that of the asymmetric system. In other experiments than those presented here, we found the same tendencies as shown here [14, 15]. These numerical examinations may imply that, for any group that can be expressed in natural (not excentric) ways and that has the finite value of the worst-case paradox, the worst-case paradox can be achieved by a completely symmetric system within the group.

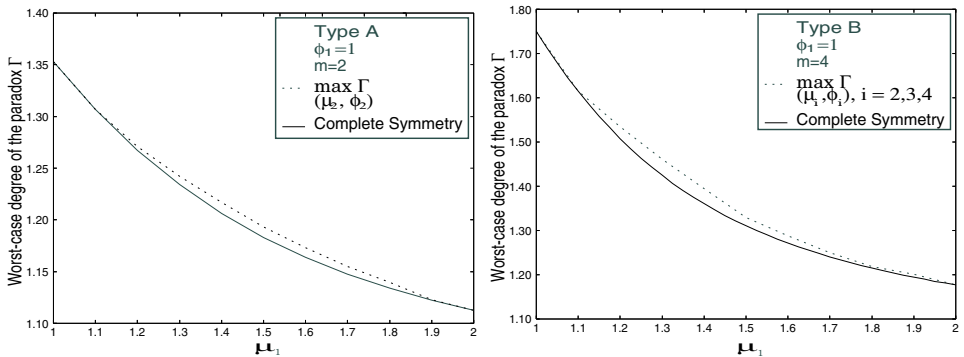


Figure 7. Comparison of the values of the worst-case paradoxes for completely symmetric and asymmetric systems

6. Concluding remarks

In information or transportation networks or distributed computer systems wherein a plural number of users make independent decisions to minimize their own costs, it may be possible that all the users have coincident cost degradation similarly as the prisoners’ dilemma or the Braess paradox. Motivated by the above, in this chapter, we have presented an overview of the analytical and numerical results on the worst-case degree of paradoxes such that in selfish routing in networks or in noncooperative load balancing in distributed systems, as the

degree of freedom in making decisions increases, the costs of all users degrade coincidentally. Furthermore, we have considered the relation between the paradox and the Pareto superiority, and have shown a measure that gives the degree of paradox. As to the networks in an individual optimum (an Wardrop equilibrium) wherein decision making is completely dispersed, the degree of the worst-case paradox is limited for a finite number of nodes in the networks. On the other hand, as to the networks such as distributed computer systems like GRID, in an individual optimum, no paradox may occur whereas in a group optimum (a Nash equilibrium) wherein decision making is intermediately dispersed, paradoxes may occur and the degree of the paradoxes can increase without bound. Furthermore, for a group of systems, the worst-case paradox for the group may be achieved by a symmetric system in the group. For symmetric distributed systems, analytic results have been obtained for general systems. For asymmetric systems, however, it may not be so easy to obtain analytical results, and so we have to rely on numerical investigation in order to understand the problems in question.

Even in the direction of research (such as routing in networks and load balancing in distributed systems), there may remain to be solved many explicit and implicit problems. We have discussed here static or quasi-static controls, but it may be far more difficult to obtain rich results on dynamic controls. Paradoxes in flow controls that we have not discussed here may be pursued later.

Appendix A: The results on the paradoxes for general symmetric distributed computer systems

The following shows the results on the models generalized with respect to the number of nodes, the characteristics of job types, the node processing times, and the job transfer facilities from the models presented in Section 4.1 [27].

A.1. The model and assumptions

The model described in Section 4.1.1 is generalized as in the following. We consider a system with m (≥ 2) nodes (host computers or processors) connected with a job-transfer means. Jobs that arrive at each node i , $i = 1, 2, \dots, m$, are classified into n types k , $k = 1, 2, \dots, n$. Consequently, we have mn different job classes R_{ik} . Each class R_{ik} is distinguished by the node i at which its jobs arrive and by the type k of the jobs. We call such a class *local class*, or simply *class*. We assume that each node has an identical arrival process and identical processing capacity. Jobs of type k arrive at each node with node-independent rate ϕ_k . We denote the total arrival rate to the node by ϕ ($= \sum_k \phi_k$), and without loss of generality, we assume a time scale such that $\phi = 1$. We also consider what we call *global class* J_k that consists of the collection of local class R_{ik} , i.e., $J_k = \bigcup_i R_{ik}$. J_k thus consists of all jobs of type k . Whereas, for local class R_{ik} , all the jobs arrive at the same node i , the arrivals of the jobs of global class J_k are equally distributed over all nodes i .

The average processing (service) time (without queueing delays) of a type- k job at any node is $1/\mu_k$ and is, in particular, node-independent. We denote ϕ_k/μ_k by ρ_k and $\rho = \sum_k \rho_k$. Out

of type- k jobs arriving at node i , the rate x_{ijk} of jobs is forwarded upon arrival through the job-transfer means to another node $j (\neq i)$ to be processed there. The remaining rate $x_{iik} = \phi_k - \sum_{j(\neq i)} x_{ijk}$ is processed at node i . Thus $\sum_q x_{iqk} = \phi_k$. That is, the rate x_{ijk} of type- k jobs that arrive at node i is forwarded through the job-transfer means to node j , while the rate x_{iik} of local-class R_{ik} jobs is processed at the arrival node i . We have $0 \leq x_{ijk} \leq \phi_k$, for all i, j, k . Within these constraints, a set of values for \mathbf{x}_{ik} ($i = 1, 2, \dots, m, k = 1, 2, \dots, n$) are chosen to achieve optimization, where $\mathbf{x}_{ik} = (x_{i1k}, \dots, x_{imk})$ is an m -dimensional vector and called ‘local-class R_{ik} strategy’. We define a global-class J_k strategy as the mm -dimensional vector $\mathbf{x}_k = (\mathbf{x}_{1k}, \mathbf{x}_{2k}, \dots, \mathbf{x}_{mk})$. We will also denote, by an mmn -dimensional vector \mathbf{x} , the vector of strategies concerning all local classes, $\mathbf{x} = (\mathbf{x}_1, \mathbf{x}_2, \dots, \mathbf{x}_n)$. We call \mathbf{x} the *strategy profile*.

For a strategy profile \mathbf{x} , the load β_i on node i is

$$\beta_i = \beta_i(\mathbf{x}) = \sum_{j,k} \mu_k^{-1} x_{jik}. \tag{14}$$

The contribution $\beta_i^{(k)}$ on the load of node i by type- k jobs is

$$\beta_i^{(k)} = \beta_i^{(k)}(\mathbf{x}) = \sum_j \mu_k^{-1} x_{jik}, \tag{15}$$

and clearly $\beta_i = \beta_i^{(1)} + \beta_i^{(2)} + \dots + \beta_i^{(n)}$.

Clearly from (14)

$$\sum_l \beta_l = \sum_{q,l,k} \mu_k^{-1} x_{qlk} = \sum_k \sum_l \sum_q \mu_k^{-1} x_{qlk} = \sum_k \rho_k m = m\rho. \tag{16}$$

We denote the set of \mathbf{x} 's that satisfy the constraints (*i.e.*, $\sum_l x_{ilk} = \phi_k, x_{ijk} \geq 0$, for all i, j, k) by \mathbf{C} . Note that \mathbf{C} is a compact set.

We have the following assumptions:

Assumption $\Pi 1$ *The expected processing (including queueing) time of a type- k job that is processed at node i (or the cost function at node i), is a strictly increasing, convex and continuously differentiable function of β_i , denoted by $\mu_k^{-1} D(\beta_i)$ for all i, k .*

Assumption $\Pi 2$ *The expected job-transfer delay (including queueing delay) or the cost for forwarding type- k jobs arriving at node i to node j ($i \neq j$), denoted by $G_{ijk}(\mathbf{x})$, is a positive, nondecreasing, convex and continuously differentiable function of \mathbf{x} . $G_{iik}(\mathbf{x}) = 0$. Each job is forwarded at most once.*

We refer to the length of time between the instant when a job arrives at a node and the instant when it leaves one of the nodes, after all processing and job-transferring, if any, are over as *the sojourn time* for the job. The expected sojourn time of a local-class R_{ik} job that arrives at node i , $T_{ik}(\mathbf{x})$, is expressed as,

$$T_{ik}(\mathbf{x}) = \sum_j x_{ijk} T_{ijk}(\mathbf{x}), \tag{17}$$

where

$$T_{iik}(\mathbf{x}) = \mu_k^{-1}D(\beta_i(\mathbf{x})), \quad \text{and} \quad (18)$$

$$T_{ijk}(\mathbf{x}) = \mu_k^{-1}D(\beta_j(\mathbf{x})) + G_{ijk}(\mathbf{x}) = T_{iik}(\mathbf{x}) + G_{ijk}(\mathbf{x}), \quad \text{for } j \neq i. \quad (19)$$

Using the fact that all nodes have the same arrival process, the expected sojourn time of a global-class k job is

$$T_k(\mathbf{x}) = \frac{1}{m} \sum_i T_{ik}(\mathbf{x}). \quad (20)$$

The overall expected sojourn time of a job that arrives at the system is

$$T(\mathbf{x}) = \sum_k \phi_k T_k(\mathbf{x}) = \frac{1}{m} \sum_{i,k} \phi_k T_{ik}(\mathbf{x}), \quad (21)$$

A.2. Results

(A) [Completely centralized decision scheme: Overall optimization] The overall optimum $\bar{\mathbf{x}}$ is unique and given as follows: For all $i, j (\neq i), k$, $\bar{x}_{ijk} = 0$ and $\bar{x}_{iik} = \phi_k$ (No transfer facility is used). The expected sojourn time is, for all i, k ,

$$T_k(\bar{\mathbf{x}}) = T_{iik}(\bar{\mathbf{x}}) = \mu_k^{-1}D(\rho), \quad T(\bar{\mathbf{x}}) = \rho D(\rho).$$

(B) [Completely dispersed decision scheme: Individual optimization] The individual optimum $\hat{\mathbf{x}}$ is unique and equal to the overall optimum $\bar{\mathbf{x}}$. Therefore, in contrast to the Braess network, no paradox occurs in the individual optima.

(C) [Intermediately dispersed decision scheme: Group optimization] Furthermore, we have the following assumption on the job transfer facility.

[Assumption $\Pi 3$] Define the following function $G_{ijk}(\mathbf{x})$:

$$\text{Type G-I: } G_{ijk}(\mathbf{x}) = \omega_k^{-1} \underline{G}(\omega_k^{-1} x_{ijk})$$

(One dedicated line for each combination of a pair of origin and destination nodes, and a local class: *i.e.*, $m(m-1)n$ lines in total).

$$\text{Type G-II(a): } G_{ijk}(\mathbf{x}) = \omega_k^{-1} \underline{G}(\sum_{p,q \neq p} \omega_k^{-1} x_{pqk})$$

(One bus line for each global class: *i.e.*, n bus lines in total),

$$\text{Type G-II(b): } G_{ijk}(\mathbf{x}) = \omega_k^{-1} \underline{G}(\sum_{p,q (\neq p), r} \omega_r^{-1} x_{pqr})$$

(One common bus line for the entire system: *i.e.*, 1 bus line.)

where ω_k is a constant, $\underline{G}(0) = 1$, and $\underline{G}(x)$ is a nondecreasing, convex, and differentiable function of x .

Remark A.1 ω_k^{-1} can be regarded as the expected job transfer time (without queueing delays) for forwarding a Type- k job from the arrival node to another processing node. \square

The group optimum $\tilde{\mathbf{x}}$ satisfies, for all i and k , the following:

$$T_{ik}(\tilde{\mathbf{x}}) = \min_{\mathbf{x}_{ik}} T_{ik}(\tilde{\mathbf{x}}_{-(ik)}; \mathbf{x}_{ik}), \quad \text{with constraints: } (\tilde{\mathbf{x}}_{-(ik)}; \mathbf{x}_{ik}) \in \mathbf{C},$$

where $(\tilde{\mathbf{x}}_{-(ik)}; \mathbf{x}_{ik})$ is the mn -dimensional vector with the elements corresponding to $\tilde{\mathbf{x}}_{ik}$ being replaced by \mathbf{x}_{ik} .

Define $\tilde{g}_{ijk}(\cdot)$ as follows:

$$\tilde{g}_{ijk}(\mathbf{x}) = \frac{\partial}{\partial x_{ijk}} \left\{ \phi_k \sum_{p \neq i} x_{ipk} G_{ipk}(\mathbf{x}) \right\}. \quad (22)$$

In the case where the assumption $\Pi 3$ holds, for all $i, j (\neq i), k$ that satisfies $x_{ijk} = x_k$, denote as follows:

$$G_k(\mathbf{x}) = G_{ijk}(\mathbf{x}) \text{ and } \tilde{g}_k(\mathbf{x}) = \tilde{g}_{ijk}(\mathbf{x}).$$

Group optimum: Denote $\Gamma_k = \rho_k^2 \sigma_k^{-1}$ and $\sigma_k = \phi_k / \omega_k$. The group optimum $\tilde{\mathbf{x}}$ is unique and is given as follows:

The cases of G-I and G-II(a)

(a) As to group R_{ik} such that $\Gamma_k D'(\rho) \leq \underline{G}(0)$: For all $i, j (\neq i) \tilde{x}_{ijk} = 0$, and $\tilde{x}_{iik} = \phi_k$. This is identical to the overall optimum $\tilde{\mathbf{x}}$. Similarly, the expected sojourn time is, for all i, k ,

$$T_k(\tilde{\mathbf{x}}) = T_{ik}(\tilde{\mathbf{x}}) = \mu_k^{-1} D(\rho), \quad T(\tilde{\mathbf{x}}) = \rho D(\rho).$$

(b) As to group R_{ik} such that $\Gamma_k D'(\rho) > \underline{G}(0)$: For all $i, j (\neq i), k, \tilde{x}_{ijk} = \tilde{x}_k$, where \tilde{x}_k is the unique solution of the following:

$$\begin{aligned} \rho_k^2 \phi_k^{-1} (\phi_k - m \tilde{x}_k) D'(\rho) &= \tilde{g}_k(\tilde{x}_k) \\ &= \sigma_k [\underline{G}(m(m-1)\omega_k^{-1}\tilde{x}_k) + \omega_k^{-1}(m-1)\tilde{x}_k \underline{G}'(m(m-1)\omega_k^{-1}\tilde{x}_k)]. \end{aligned}$$

The expected sojourn time is, for all i, k ,

$$T_k(\tilde{\mathbf{x}}) = T_{ik}(\tilde{\mathbf{x}}) = \mu_k^{-1} D(\rho) + \phi_k^{-1} (m-1) \tilde{x}_k G_k(\tilde{\mathbf{x}}). \quad (23)$$

The case of G-II(b)

The group optimum is obtained by the following steps: First, reorder k as follows:

$$\Gamma_1 \geq \Gamma_2 \geq \dots \geq \Gamma_k \geq \dots \geq \Gamma_n.$$

The we have the following 3 cases as to K ,

$$\Gamma_K D'(\rho) > \underline{G}(0), \Gamma_{K+1} D'(\rho) \leq \underline{G}(0) \quad (24)$$

$$\text{or } \Gamma_n D'(\rho) > \underline{G}(0) \text{ (that is, } K = n) \quad (25)$$

$$\text{or } \Gamma_1 D'(\rho) \leq \underline{G}(0). \quad (26)$$

In the case (26), the unique solution $\tilde{x}_k = 0$, for all k , is obtained. In the case (24) or (25), the unique solution is obtained in the following way. Define $F_k(X)$ as follows:

$$F_k(X) = \left\{ \sum_{l=1}^k \frac{\sigma_l[\Gamma_l D'(\rho) - \underline{G}(X)]}{m\Gamma_k D'(\rho) + (m-1)\omega_l^{-1}\underline{G}'(X)} \right\} - \frac{X}{m(m-1)}.$$

Obtain the largest k and $X = \tilde{X}_{\tilde{k}} (> 0)$ that satisfy $F_{\tilde{k}}(\tilde{X}_{\tilde{k}}) = 0$ and $[\Gamma_{\tilde{k}} D'(\rho) - \underline{G}(\tilde{X}_{\tilde{k}})] > 0$. Then, by using the next equation (27), we obtain \tilde{x}_k for $k = 1, 2, \dots, \tilde{k}$,

$$\sigma_k[\Gamma_k D'(\rho) - \underline{G}(\tilde{X}_{\tilde{k}})] = \omega_k^{-1} \tilde{x}_k [m\Gamma_k D'(\rho) + (m-1)\omega_k^{-1}\underline{G}'(\tilde{X}_{\tilde{k}})]. \quad (27)$$

We can thus obtain the unique set of values such that $\tilde{x}_k > 0, k = 1, 2, \dots, \tilde{k}$ and that $\tilde{x}_{\tilde{k}+1} = \tilde{x}_{\tilde{k}+2} = \dots = \tilde{x}_n = 0$. This is the unique solution. The expected sojourn time is, for all i, k ,

$$T_k(\tilde{\mathbf{x}}) = T_{ik}(\tilde{\mathbf{x}}) = \mu_k^{-1} D(\rho) + \phi_k^{-1} (m-1) \tilde{x}_k G_k(\tilde{\mathbf{x}}). \quad (28)$$

Therefore, we have the following conclusion: In symmetric distributed systems, the necessary and sufficient condition for the occurrence of paradoxes is that there exists a job type k such that $\Gamma_k D'(\rho) > 1$.

Remark A.2 Thus, the possibility of the coincident cost degradations depends on the value $\Gamma_k (= \rho_k^2 / \sigma_k = \phi_k \omega_k / \mu_k^2)$, and different for each group of jobs. The probability of paradox is higher for groups with the larger arrival rate (ϕ_k), with the longer processing time (μ_k^{-1}), and with the smaller job-transfer capacity (ω_k^{-1}). Furthermore, in the case of higher utilization factors of each node ($\rho (= \sum_k \rho_k)$), paradoxes may occur more easily. By noting that $\sum_k \phi_k = \phi = 1$, as the number n of job types is greater, each ϕ_k becomes smaller, and the possibility of paradox may be smaller. On the other hand, the number of nodes m may not have big influence on the occurrence of paradoxes. \square

Author details

Hisao Kameda
 University of Tsukuba, Japan

7. References

- [1] Altman, E., Başar, T., Jiménez, T. & Shimkin, N. [2002]. Competitive routing in networks with polynomial cost, *IEEE Trans. Automatic Control* 47(1): 92–96.
- [2] Altman, E. & Kameda, H. [2005]. Equilibria for multiclass routing in multi-agent networks, in A. Nowak & K. Szajowski (eds), *Advances in Dynamic Games: Annals of International Society of Dynamic Games Vol. 7*, Birkhäuser, Boston, pp. 343–367. (An extended version of the paper that appeared in *Proc. 40th IEEE Conference on Decision and Control (IEEE CDC'01)*, Orlando, U.S.A., pp. 604–609, Dec. 2001).
- [3] Altman, E., Kameda, H. & Hosokawa, Y. [2002]. Nash equilibria in load balancing in distributed computer systems, *International Game Theory Review* 4(2): 91–100.

- [4] Boulogne, T., Altman, E. & Pourtallier, O. [2002]. On the convergence to Nash equilibrium in problems of distributed computing, *Annals of Operations Research* 109: 279–291.
- [5] Braess, D. [1968]. Über ein Paradoxon aus der Verkehrsplanung, *Unternehmensforschung* 12: 258–268.
- [6] Calvert, B., Solomon, W. & Ziedins, I. [1997]. Braess's paradox in a queueing network with state-dependent routing, *J. Appl. Prob.* 34: 134–154.
- [7] Cohen, J. E. [1998]. Cooperation and self-interest: Pareto-inefficiency of Nash equilibria in finite random games, *Proc. Natl. Acad. Sci. USA* 95: 9724–9731.
- [8] Cohen, J. E. & Horowitz, P. [1991]. Paradoxical behaviour of mechanical and electrical networks, *Nature* 352: 699–701.
- [9] Cohen, J. E. & Jeffries, C. [1997]. Congestion resulting from increased capacity in single-server queueing networks, *IEEE/ACM Trans. Networking* 5(2): 305–310.
- [10] Cohen, J. E. & Kelly, F. P. [1990]. A paradox of congestion in a queueing network, *J. Appl. Prob.* 27: 730–734.
- [11] Dafermos, S. & Nagurney, A. [1984a]. On some traffic equilibrium theory paradoxes, *Transpn. Res. B* 18: 101–110.
- [12] Dafermos, S. & Nagurney, A. [1984b]. Sensitivity analysis for the asymmetric network equilibrium problem, *Mathematical Programming* 28: 174–184.
- [13] Dubey, P. [1986]. Inefficiency of Nash equilibria, *Mathematics of Operations Research* 11(1): 1–8.
- [14] El-Zoghdy, S. F., Kameda, H. & Li, J. [2003]. Numerical studies on paradoxes in non-cooperative distributed computer systems, *Game Theory and Application*, Vol. 9, pp. 1–16.
- [15] El-Zoghdy, S. F., Kameda, H. & Li, J. [2006]. Numerical studies on a paradox for non-cooperative static load balancing in distributed computer systems, *Computers and Operations Research* 33: 345–355.
- [16] Frank, M. [1981]. The Braess paradox, *Mathematical Programming* 20: 283–302.
- [17] Frank, M. [1984]. Cost effective links of ladder networks, *Methods of Operations Research* 45: 75–86.
- [18] Haurie, A. & Marcotte, P. [1985]. On the relationship between Nash-Cournot and Wardrop equilibria, *Networks* 15: 295–308.
- [19] Inoie, A., Kameda, H. & Touati, C. [2004]. A paradox in flow control of M/M/m queues, *Proceedings of the 43rd IEEE Conference on Decision and Control*, Paradise Island, The Bahamas, pp. 2768–2773.
- [20] Inoie, A., Kameda, H. & Touati, C. [2006]. A paradox in flow control of M/M/n queues, *Computers and Operations Research* 33: 356–368.
- [21] Kameda, H. [2002]. How harmful the paradox can be in the Braess/Cohen-Kelly-Jeffries networks, *Proc. IEEE INFOCOM 2002*, New York, pp. 437–445.
- [22] Kameda, H. [2009]. Coincident cost improvement vs. degradation by adding connections to noncooperative networks and distributed systems, *Networks and Spatial Economics* 9(2): 269–287.
- [23] Kameda, H., Altman, E. & Kozawa, T. [1998]. Braess-like paradoxes of Nash equilibria for load balancing in distributed computer systems, *Technical Report ISE-TR-98-157*, Institute of Information Sciences and Electronics, University of Tsukuba.

- [24] Kameda, H., Altman, E., Kozawa, T. & Hosokawa, Y. [2000]. Braess-like paradoxes in distributed computer systems, *IEEE Trans. Automatic Control* 45(9): 1687–1691.
- [25] Kameda, H., Kozawa, T. & Li, J. [1997]. Anomalous relations among various performance objectives in distributed computer systems, *Proc. 1st World Congress on Systems Simulation*, IEEE, pp. 459–465.
- [26] Kameda, H., Li, J., Kim, C. & Zhang, Y. [1997]. *Optimal Load Balancing in Distributed Computer Systems*, Springer.
- [27] Kameda, H. & Pourtallier, O. [2002]. Paradoxes in distributed decisions on optimal load balancing for networks of homogeneous computers, *J. ACM* 49(3): 407–433.
- [28] Kameda, H. & Ui, T. [2012]. Effects of symmetry on globalizing separated monopolies to a Nash-Cournot oligopoly, *International Game Theory Review* (to appear) .
- [29] Knödel, W. [1969]. *Graphentheoretische Methoden und ihre Anwendungen*, Springer-Verlag, Berlin.
- [30] Korilis, Y. A., Lazar, A. A. & Orda, A. [1995]. Architecting noncooperative networks, *IEEE J. Selected Areas in Communications* 13: 1241–1251.
- [31] Korilis, Y. A., Lazar, A. A. & Orda, A. [1999]. Avoiding the Braess paradox in noncooperative networks, *J. Appl. Prob.* 36: 211–222.
- [32] Koutsoupias, E. & Papadimitriou, C. [1999]. Worst-case equilibria, *Proceedings of the 16th Annual Symposium on Theoretical Aspects of Computer Science*, pp. 404–413.
- [33] Legrand, A. & Touati, C. [2007]. How to measure efficiency?, *Proceedings of the 1st International Workshop on Game theory for Communication networks (Game-Comm'07)*.
- [34] Li, J. & Kameda, H. [1998]. Load balancing problems for multiclass jobs in distributed/parallel computer systems, *IEEE Trans. Comput.* 47(3): 322–332.
- [35] Masuda, Y. & Whang, S. [2002]. Capacity management in decentralized networks, *Management Science* 48: 1628–1634.
- [36] Murchland, J. D. [1970]. Braess's paradox of traffic flow, *Transpn. Res.* 4: 391–394.
- [37] Orda, A., Rom, R. & Shimkin, N. [1993]. Competitive routing in multiuser communication networks, *IEEE/ACM Trans. Networking* 1: 614–627.
- [38] Osborne, M. J. & Rubinstein, A. [1994]. *A Course in Game Theory*, The MIT Press, Cambridge, Mass.
- [39] Papadimitriou, C. H. [2001]. Algorithms, games and the internet, *STOC*, ACM Press, pp. 749–753.
- [40] Pas, E. I. & Principio, S. L. [1997]. Braess's paradox: Some new insights, *Transpn. Res. B* 31: 265–276.
- [41] Patriksson, M. [1994]. *The Traffic Assignment Problem – Models and Methods*, VSP, Utrecht.
- [42] Rosenthal, R. W. [1973]. A class of games processing pure-strategy Nash equilibria, *International Journal of Game Theory* 2: 65–67.
- [43] Roughgarden, T. [2005]. *Selfish Routing and the Price of Anarchy*, The MIT Press.
- [44] Roughgarden, T. [2006a]. On the severity of Braess's paradox: Designing networks for selfish users is hard, *Journal of Computer and System Sciences* 72(5): 922–953.
- [45] Roughgarden, T. [2006b]. Selfish routing and the price of anarchy, *OPTIMA*.
- [46] Roughgarden, T. & Tardos, É. [2004a]. Bounding the inefficiency of equilibria in nonatomic congestion games, *Games and Economic Behavior* 47(2): 389–403.
- [47] Roughgarden, T. & Tardos, É. [2004b]. A stronger bound on Braess's paradox, *Proceedings of the 15th Annual ACM-SIAM Symposium on Discrete Algorithm*, pp. 333–334.

- [48] Samuelson, P. A. [1992]. Tragedy of the open road: Avoiding paradox by use of regulated public utilities that charged corrected Knightian tolls, *J. Int. and Comparative Econ.* 1: 3–12.
- [49] Smale, S. [1973]. Optimizing several functions, *Proc. of the Int. Conf. on Manifolds and Related Topics in Topology (Manifolds Tokyo 1973)*, Univ. Tokyo Press, Tokyo, Japan, pp. 69–75.
- [50] Smith, A. [1776]. *The Wealth of Nations, Book IV, Ch. II*, Modern Library.
- [51] Steinberg, R. & Zangwill, W. I. [1983]. The prevalence of Braess's paradox, *Transportation Science* 17(3): 301–318.
- [52] Taguchi, A. [1982]. Braess's paradox in a two terminal transportation network, *J. Oper. Res. Soc. of Japan* 25(4): 376–388.
- [53] Tantawi, A. N. & Towsley, D. [1985]. Optimal static load balancing in distributed computer systems, *J. ACM* 32(2): 445–465.
- [54] Wardrop, J. G. [1952]. Some theoretic aspects of road traffic research, *Proc. Inst. Civ. Eng., Part 2* 1: 325–378.
- [55] Zhang, Y., Kameda, H. & Shimizu, K. [1992]. Parametric analysis of optimal load balancing in distributed computer systems, *Journal of Information Processing (Info. Proc. Soc. of Japan)* 14(4): 433–441.