

# Biogeography of Chilean Herpetofauna: Biodiversity Hotspot and Extinction Risk

Marcela A. Vidal and Helen Díaz-Páez

*Departamento de Ciencias Básicas, Facultad de Ciencias, Universidad del Bío-Bío,  
Departamento de Ciencias Básicas, Universidad de Concepción, Campus Los Ángeles,  
Chile*

## 1. Introduction

The distribution of living organisms on our planet is not random: evidence accumulated since the eighteenth and nineteenth centuries by the pioneering work of European explorers and naturalists documented the existence of large differences in the number and types of species living in different places on the planet (Brown & Lomolino, 1998, Meynard et al., 2004). The importance and impacts of a geographical approach to the study of biodiversity are evident today, after more than two centuries, as the observations of these early naturalists are still under active investigation. In this biogeographical context, the study of the most biodiverse areas, and understanding of the mechanisms that operate to maintain diversity are fundamental to the development of conservation strategies. However, conservation strategies must be built on a solid understanding the biota, as well as clear identification of the life history, dispersal, and biogeographic and environmental factors that affect a region's biodiversity (Meynard et al., 2004).

Few prior studies are available to develop a dynamic synthesis of the variables influencing herpetofaunal biogeography in Chile. The lack of basic information about the herpetofauna and its biology, and the dispersed nature of existing information have impeded studies in this area of knowledge (Vidal, 2008). Biogeographical studies often are based on understanding relationships between phylogeny and geographic distribution (e.g., Brooks & van Veller, 2001), but such studies have not been possible on the Chilean herpetofauna primarily because the phylogenetic relationships among many groups have not yet been resolved. A robust biogeographical analysis is needed to enhance opportunities for further evolutionary research and to frame conservation strategies.

## 2. Biogeography

Biogeography is the science of spatial pattern of biodiversity, both present and past, and how such patterns arise. The development of this branch of ecology addresses many questions (Vidal, 2008), including: Why are species or taxonomic groups (e.g., genera, families, orders) confined to current distributional ranges (García-Barros et al., 2002); what factors restrict a species to a particular place, and what prevents colonization of other areas (Teneb et al., 2004); how and to what extent do climate, topography and interactions with

other organisms limit the distribution of species (Losos & Glor, 2003); and how do environmental events and processes (e.g., continental drift, Pleistocene glaciation, climate change) shape the current distribution of species (Brown & Lomolino, 1998; Hughes et al., 2002)?

In essence, biogeography investigates the relationships between patterns (non-random distribution and repetitive organization) and processes (pattern causality) that determine the geographical distributions of organisms. Although biogeographers attempt to summarize these patterns and processes from different perspectives of study (e.g., descriptive biogeography, ecological, historical, paleoecological), the emphasis of each is under constant discussion (Vidal, 2008). Historical biogeography has been particularly controversial. According to Nelson (1969), "the problem of historical biogeography" was the lack of methodology to uncover patterns of association between organisms and their geographical distribution, and the absence of a general explanation for these patterns. He concluded that the key elements that could solve the "problem" are the combination of information from phylogenetic systematics and Earth history. Nearly 50 years later, historical biogeography has been divided into at least two lines of research, fundamentally differing in their concepts and analytical techniques on distribution (Brooks & McLennan, 2002). These two approaches involve inductive/verification and hypothetic-deductive/falsacionist (Brooks et al., 2001). The former, commonly known as vicariance biogeography or cladistic biogeography (e.g., Nelson & Rosen, 1980), is based on the assumption that vicariant speciation is the most recurrent and link phylogeny to historical geology. The second approach on the other hand, originated from the proposal of Wiley (1981) using phylogenetic relationships between species and their geographic distributions to explore the contribution of different modes of speciation.

The ultimate objective of biogeography is an evolutionary perspective (e.g., Morrone, 2007) to understand the past, present, and future of the biota, and from the perspective of conservation biogeography to promote strategies appropriate for species stewardship (Myers, 1988; Álvarez & Morrone, 2004). In recent years biogeography has begun to play an important role in biodiversity conservation issues (Tognelli et al., 2008) since, as discussed below, these studies identify areas of high diversity or endemism that may be a high priority for conservation programs.

## **2.1 Biogeography of the Chilean herpetofauna**

One of the main questions in historical biogeography is how to delimit the areas of greater richness or endemism within continents (Nelson & Platnick, 1981; Humphries & Parenti, 1986; Cardoso da Silva & Oren 1996). This question is usually analyzed by means of overlapping distribution maps of taxa, which can be used to detect areas with a high concentration of overlapping species ranges (Haffer, 1978; Cracraft, 1985). However, methodological difficulties have been reported when analyzing a large number of species (Morrone, 1994). It also is somewhat subjective, since there are no defined criteria for analyzing the inconsistencies (Linder, 2001). Such studies have been conducted in both plants and animals (e.g., Heyer, 1988; Benkendorff & Davis; 2002, García-Barros et al., 2002; Teneb et al., 2004), allowing the visualization of distribution patterns of many species, which are then contrasted with the geomorphological and bioclimatic history of the study area (Brown & Lomolino, 1998).

The inventory of Chilean herpetofauna has been in a state of flux due to taxonomic instability, especially among the reptiles (Donoso-Barros, 1966; Veloso & Navarro 1988; Núñez & Jaksic, 1992; Pincheira-Donoso & Núñez, 2005). However, the geographical distribution of many species recently has been clarified, improving information on taxa known only from type localities (Formas, 1995) and the fauna of undersampled areas (Mendez et al. 2005 ), as well as information from Chilean herpetological collections (e.g., Nuñez, 1992; e.g., Sepúlveda et al., 2006; Correa et al., 2007).

In Chile we now recognize 191 species of herpetozoans, including species of sea turtles and the island species, but excluding introduced species. Of this, 59 are amphibians, assigned to 14 genera among four families (Table 1).

Family	Genus	Richness
Bufonidae	<i>Rhinella</i>	4
	<i>Nannophryne</i>	1
Cycloramphidae	<i>Rhinoderma</i>	2
	<i>Alsodes</i>	16
	<i>Eupsophus</i>	9
	<i>Hylorina</i>	1
	<i>Insuetophrynus</i>	1
Ceratophryidae	<i>Atelognathus</i>	2
	<i>Batrachyla</i>	4
	<i>Chaltenobatrachus</i>	1
	<i>Telmatobius</i>	10
Calyptocephalellidae	<i>Calyptocephalella</i>	1
	<i>Telmatobufo</i>	4
	<i>Pleurodema</i>	3
Total: 4 families	14 genera	59 species

Table 1. Families, genera, species number of amphibians found in Chile.

Reptiles include for 131 species, assigned to 17 genera among nine families (Table 2). Although the herpetofauna of Chile is low compared to other Neotropical countries, many authors have recognized Chile's high level of endemism. Formas (1979), Ortiz & Díaz-Páez (2006) and Vidal (2008) reported that 67%, 61% and 55% (respectively) of amphibians are endemic to Chile, while Veloso et al (1995) and Vidal (2008) indicate that 50% and 48%, respectively of reptiles are endemic. These authors considered different criteria to determine the endemism of particular species, illustrating the need for clear definition of the concept. High levels of endemism have been interpreted as the result of endogenic diversification (Figure 1) due to the existence of the natural barriers of the cold Pacific Ocean, the Andes, the Atacama Desert to the north, and extreme weather conditions in the south (Torres-Mura, 1994; Schulte et al., 2000; Díaz-Páez et al., (2002).

Although these natural isolating barriers have encouraged endemism, present-day herpetofaunal biogeography is the result of Pleistocene and earlier Cenozoic epochs, including the long and complex forest history of Patagonia. Glaciers were recently more extensive in Patagonia, covering most of southern continent. During episodes of glacial

Family	Genus	Richness
Dermochelyidae	<i>Dermochelys</i>	1
Cheloniidae	<i>Chelonia</i>	1
	<i>Caretta</i>	1
	<i>Lepidochelys</i>	1
Colubridae	<i>Tachymenis</i>	2
	<i>Philodryas</i>	4
Elapidae	<i>Pelamis</i>	1
Teiidae	<i>Callopistes</i>	1
Scincidae	<i>Cryptoblepharus</i>	1
Leiosauridae	<i>Diplolaemus</i>	4
	<i>Pristidactylus</i>	4
Tropiduridae	<i>Liolaemus</i>	94
	<i>Phymaturus</i>	6
	<i>Microlophus</i>	6
Gekkonidae	<i>Homonota</i>	2
	<i>Lepidodactylus</i>	1
	<i>Phyllodactylus</i>	1
Total: 9 families	17 genera	131 species

Table 2. Families, genera, species number of Chilean reptiles.

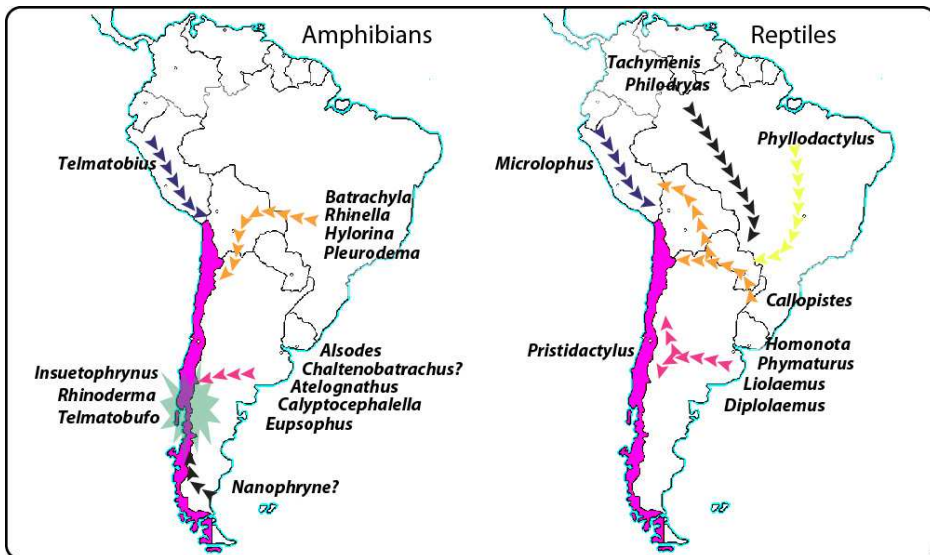


Fig. 1. Scheme representing the different origins of the genera of extant Chilean amphibians and reptiles, based on Vuilleumier (1968), Lynch (1978), Duellman (1979), and Cei (2000) and Basso et al (2011).

maximum herpetofaunal species associated with *Nothofagus* forests may have disappeared or, alternatively, may have been isolated in one or more refugia in southern South America, later expanding their ranges northward after the retreat of the glaciers (Vuilleumier, 1968; Lynch, 1978; Duellman 1979). However, according to Cei (2000), older parents of the fauna can be placed chronologically at the Cretaceous-Paleocene boundary, i.e. in the initial phase of the Andean uplift, which lead to the current configuration and topography of South America. Overall, some herpetofaunal species and genera have colonized the Andean biogeographic province from different parts of South America, while many taxa diversified *in situ* during late Cenozoic time (Figure 1).

The geographic distribution of both amphibians and reptiles shows the opposite distribution along to north-south axis in Chile. As shown in Figure 2, amphibians are found mainly in the central-southern Chile, while reptiles occupy the center-north. The genus *Telmatobius* is the only genus represented exclusively in the northern Chile, with species distributed mainly in elevation. Among the amphibians, *Rhinella* and *Pleurodema* have wide geographic ranges from 18 ° S to 49 ° S, but include few species. A few genera have restricted distributions, such as both *Atelognathus* (which has a few species) and *Insuetophrynus* (a monospecific genus). In contrast, other genera have wide geographic distributions, including *Hylorina* or *Calyptocephalella*, both of which are monospecific genera. Probably, the wide range of current distribution is due to the origin of these latter genera within the region (Duellman, 1979). Recently, Basso et al. (2011) reported a new genus in the family Ceratophryidae: *Chaltenobatrachus*, which has been described as monotypic genus (*C. grandisonae* = *A. grandisonae*) related to *Atelognathus*. The existence of *Chaltenobatrachus* in the region may be similar to the evolutionary history of *Atelognathus*, *Batrachyla* and *Hylorina*; however, given the recent description, it is difficult for us to explain its origin in the Argentinian-Chilean Patagonia.

Among the reptiles (Fig. 2), the genus *Liolaemus* has the largest range, while other genera, except *Microlophus*, *Phymaturus* and *Phyllodactylus* have intermediate sized distributions. Interestingly, when comparing the diversity of both groups, reptiles have a lower richness of genera than do amphibians. Moreover, within the reptiles no more than eight genera overlap in distribution, while among amphibians, up to 10 genera have overlapping ranges. This suggests that, at least for the reptiles, a few genera (e.g., *Liolaemus*, *Tachymenis*) have been able to adapt to a greater variety of environments, achieving greater diversification and breadth of geographic range (Vidal, 2008). On this point the geographic range of the genus *Liolaemus* may be related to the large number of species in Chile (Vidal et al., 2009). In contrast, the two *Tachymenis* colubrid species occur across a broad range, implying that it may be much more plastic than other reptile taxa.

### 3. Biodiversity hotspot

A biogeographic “hotspot” is a term was originally coined by Myers (1988, 1990) to refer to areas with elevated levels of species richness and endemism, and hotspots also often are areas that coincide with other human alterations. The term hot-spot was used by Prendergast et al. (1993) and Gaston & Williams (1996) to refer to areas of extreme taxonomic richness. While the initial definition contained restrictions, today this concept has

been expanded and more overtly conceptualized, and from which, to contribute to new conservation strategies (Myers et al., 2000). For species richness and endemism, potential causal factors in the distribution patterns have been described, and which are associated with historical processes (Gaston, 2000; Allen et al., 2002).

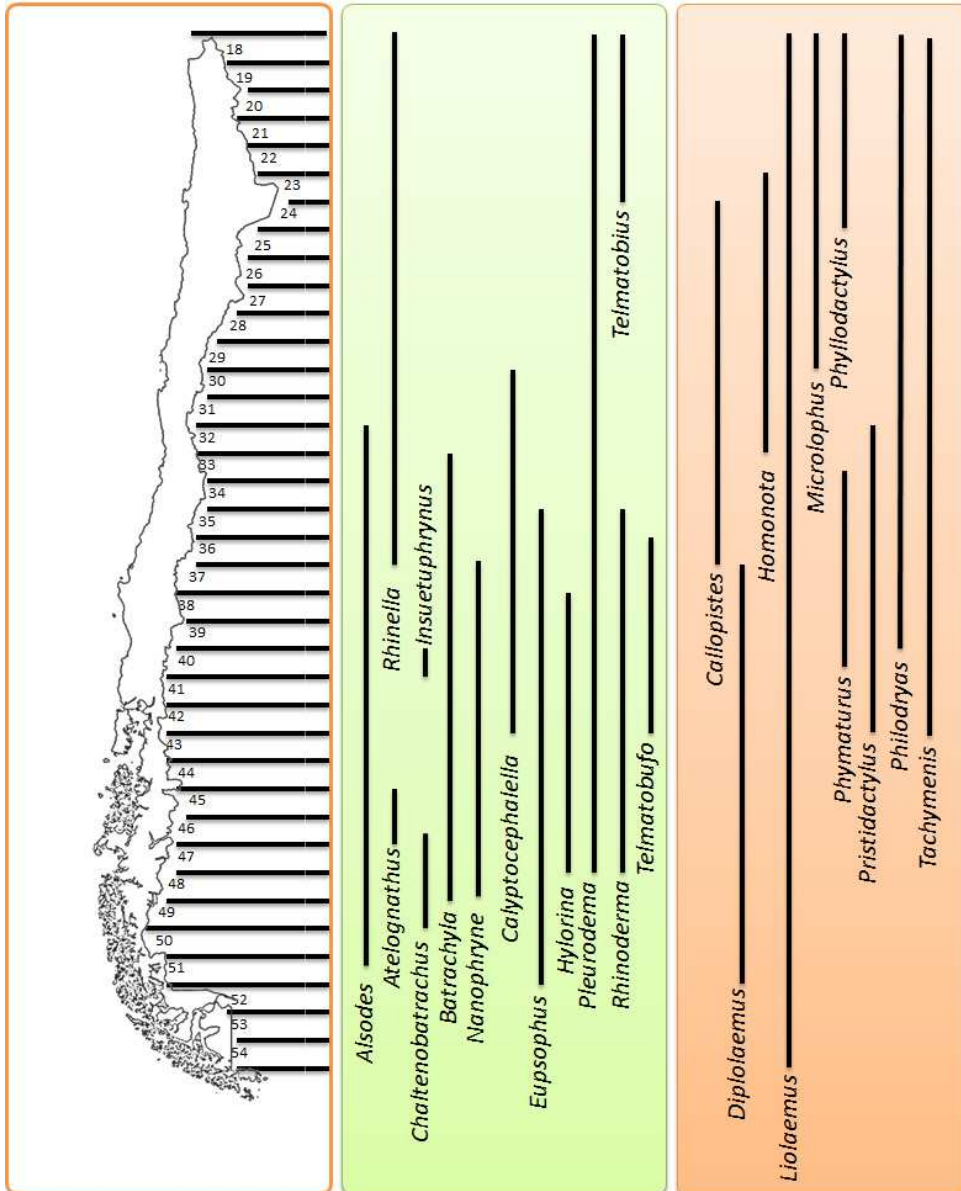


Fig. 2. Map of Chile showing diversity of amphibian and reptiles genera per degree of latitude.

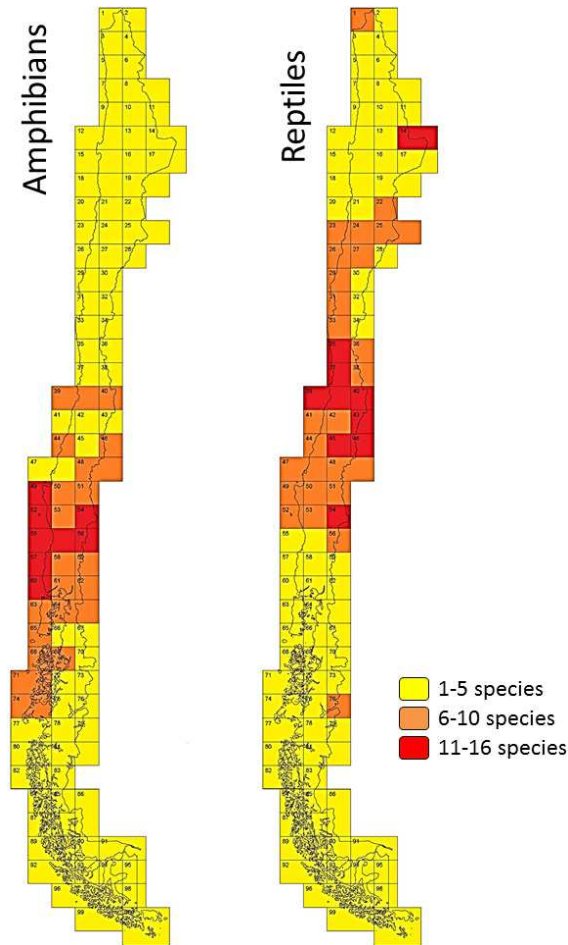


Fig. 3. Chilean amphibian and reptile species richness in  $1^\circ$  latitude by  $1^\circ$  longitude landscape quadrats (after Vidal, 2008). Quadrants in red show the highest species richness, with differences between amphibians (on the left) and reptiles (on the right).

In this context, many taxa are likely apomorphic species (apospesies; Moreno et al., 2006), which have not had sufficient time to move into other areas (e.g., *Eupsophus nahuelbutensis*, *Pristidactylus volcanensis*), or correspond to ancestral forms (palaeospecies; Kirejtshuk, 2003;) that formerly occupied large areas (e.g., *Calyptocephalella gayi*, *Callopistes maculatus*) but now are restricted to small areas (Brown & Lomolino, 1998; Tribsch & Schönswetter, 2003; Cei, 2000). Thus, an area that concentrates many species (a hot-spot) may be an "evolutionary novelty", a site from which many new genera and species to emerge (Tribsch, 2004), whether remain endemic or not. Several potential hot spots have been reported in Chile, including the coastal range (Méndez et al., 2005; Smith-Ramírez, 2004; and in the Antofagasta region (Veloso & Núñez, 1998). In an analysis of endemism hotspots, Vidal (2008) considered the number of endemic species per degree latitude, finding hotspot located in north and central Chile (Fig. 3).

Interestingly, the distribution of herpetofauna are in direct relationship with its environment dependence, which would explain the presence of these proposed herpetofaunal hotspots coinciding with areas of higher winter rainfall in the Chilean-Valdivian forests (Chile Central), the hotspot proposed by Myers et al. (2000), and other in northern Chile. Both areas have the highest herpetofaunal species richness, but also more human intervention and fewer national parks that protect these species (Vidal et al., 2009).

#### 4. Correlation between biological variables

Analysis of the conservation status of taxa in an area or country allows to link extinction risk with morphological, ecological and/or environmental variables. Studies focused on vertebrates have reported that several variables (e.g., body size) are positively associated with risk of extinction, ecological traits, phylogenetic and genetic features, and habitat degradation (Murray & Hose, 2005; Anderson et al., 2011). The loss of biodiversity of amphibians and reptiles has become an important global trend (Gibbons et al., 2000; IUCN, 2010). In this context, Corey & Waite (2008) suggest that threats to amphibians are concentrated in South and Central America, the Caribbean, and Australia. In addition, it has been suggested that some herpetozoan clades are especially prone to extinction by virtue of shared evolutionary histories (Lips et al., 2003; Case et al., 1998).

Body size among animals is directly related to physiological, morphological, ecological and evolutionary characteristics, as well as extinction risk. The relationship between body size and extinction risk recently has been a topic of interest to researchers because both variables are related to direct human influences (Fig. 4). As the body size of mammals increases so does the risk of extinction. However, similar studies of herpetozoa have not been conducted (Cardillo, 2003), nor have links between distribution, habitat conditions, and biological characteristics, such as body size. From our results, central Chile has a marked species concentration (Fig. 3). Biodiversity hotspots are biogeographic regions that are significant reservoirs of biodiversity and are threatened with destruction. Therefore, Chilean herpetozoa in this area are likely at increased extinction risk (Tribisch, 2004). Although the validity of this trend has been previously supported for herpetozoa, it has not yet been associated with other variables, such as body size, conservation status and extinction risk, as seen below.

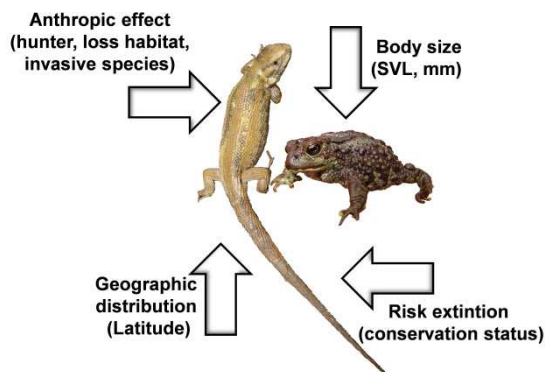


Fig. 4. Synergic effect of some variables involved in extinction risk among the amphibians and reptiles of Chile.



To evaluate extinction risk it is necessary to relate a species conservation status to variables related to extinction. While Chilean herpetozoa are categorized at the species level as to conservation status, many taxa are categorized as Data Deficient (DD; IUCN, 2010). Here we consider species at risk of extinction, those species categorized as Critically Endangered (CE), Endangered (E) and Vulnerable (V), following categorizations for amphibians and reptiles as proposed by IUCN (2010), and Nuñez et al. (1997), respectively. In accordance to this are considered at risk only those species found within the categories mentioned above (EC, E, and V). By grouping them and observe their latitudinal distribution in which we can detect that Central Chile is an area with numerous species with elevated extinction risk. Of particular concern are reptiles in the north-central area from 25 ° to 44 ° S latitude, and amphibians in the south from 34 ° to 44 ° S latitude. This concentration of threatened and endangered species coincides with proposed biodiversity hotspot for herpetofauna in Chile (Fig. 3).

The scarcity of information on Chilean amphibians and reptiles prevents analysis of associative patterns: however, body size appears to be related of extinction risk for both classes (Meiri, 2008). In reptiles the risk of extinction increases with its frequency in quadrants, while in the case of amphibians restricted distribution is related to extinction risk (Fig. 5). These patterns appear related to human impacts on both classes because reptiles are

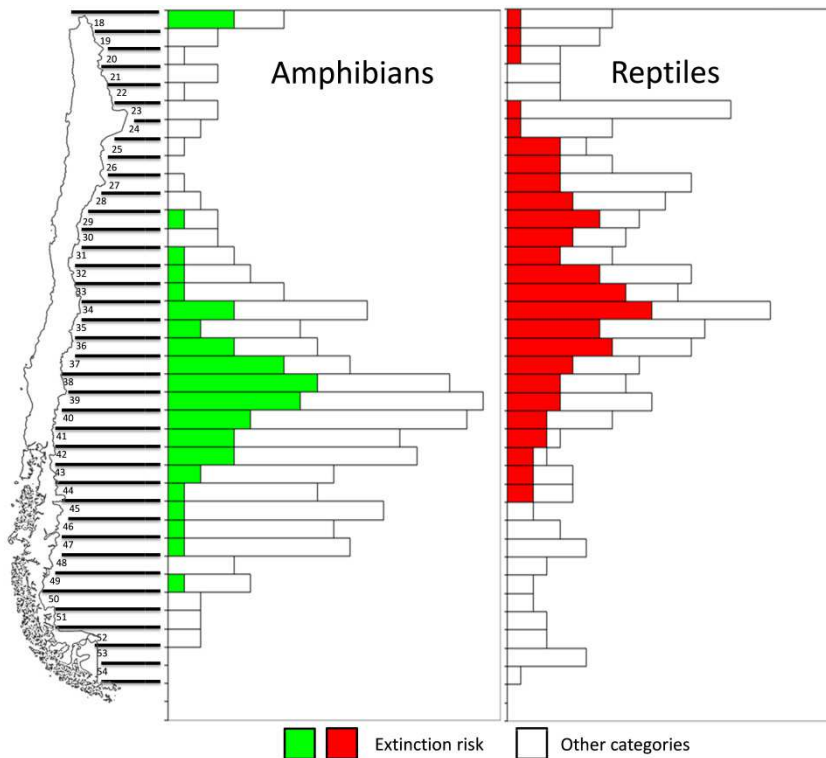


Fig. 5. Map of Chile showing herpetozoa taxa in relation to their extinction risk for each degree of latitude.

generally easier to observe and enjoy have greater interest on the part of man, whether due to aversive fear and beliefs, beauty (by virtue of colour, morphology, or as pets.) Furthermore, among amphibians the risk increases as frequency decreases, relating biological patterns and habitat dependence. It is intuitively obvious that the risk of extinction is greater for populations consisting of a few individuals than for those having many, but it also may be greater for populations undergoing greater flux than those with low temporal variability (Pimm et al., 1988).

Recent studies indicate that modern extinctions and declines of species have been phylogenetically selective (Cardillo, 2003). Thus, the habitat loss together the intrinsic traits some species make them particularly extinction-prone (Figure 4). Also, smaller-bodied species seem to be less vulnerable to decline and extinction than larger species (Gaston & Blackburn, 1995; Cardillo & Bromham, 2001). Furthermore, there may be tradeoffs between different traits; for example, smaller species may have an advantage in higher reproductive output and higher population densities, but larger species may have an advantage in greater mobility and energetic efficiency (Bielby, 2008; Sodhi et al., 2008). Nonetheless, larger vertebrates have a higher risk of extinction, and the explanation appears to be an inverse relationship between population size versus body size (Cardillo & Bromham, 2001). In addition, the bigger the species the more vulnerable it may be to human persecution and hunting, while smaller species are generally more vulnerable to habitat loss due to anthropic activity (Cardillo, 2003; Sodhi et al., 2008). Similarly it has been established that smaller size confers greater protection.

We tested these extinction risk concepts using our Chilean herpetofaunal data. Among Chilean amphibians, the most important factor in risk is distribution (Figure 6,  $r$  Spearman = -0.52;  $P < 0.001$ ). For this class, size does not affect risk as much as habitat dependence; therefore, it appears that species with more limited ranges have the greatest risk of extinction. In contrast, body size among reptiles exacerbate extinction risk (Figure 6,  $r$  Spearman = 0.29;  $P < 0.05$ ), with many explanatory reasons. Thus, it is possible that body size directly determines a species' vulnerability: smaller species may, for instance, be less likely targets for human hunters, or less common prey items for invasive predators (Cardillo & Bromham, 2001). For example, *Calyptocephalella gayi* (Chilean Big frog) is the largest amphibian species in the country and is consumed due to their body size and good flavor of the meat. The species is broadly used for human consumption and an increase in the level of wild harvest has occurred since approximately 2000. The United States has been a significant commercial importer of wild-caught specimens of this species. From 2003 to 2007, 10,861 wild specimens were exported to the United States and were all traded for commercial purposes (Defenders of Wildlife, 2008). In the case of reptiles, *Collopistes maculatus* (Iguana Chilena) is the largest terrestrial reptile species and is negatively affected by traffic and trade (Auliya, 2003). According to Fitzgerald & Ortiz (1994), *C. maculatus* is "in danger" throughout its range due to habitat destruction, and in recent years by increasing harvest to meet international demand. During the years 1981-1991 this species sustained significant population loss from harvest, with the export of at least 2,400 live specimens (JNCC, 1993), which were sold as pets or used for the removal of skin (Díaz-Páez et al., 2008). Both of these large bodied species remain vulnerable to extinction due to harvest pressure.

Body size also may be correlated with other life-history or ecological traits that influence vulnerability, such as reproductive output, mobility, energy requirements or population density. Cardillo (2003) considered the additive impacts of environmental change on extinction risk. For example, the collapse of Pleistocene megafauna was exacerbated by environmental change, including deforestation (Sodhi et al., 2008).

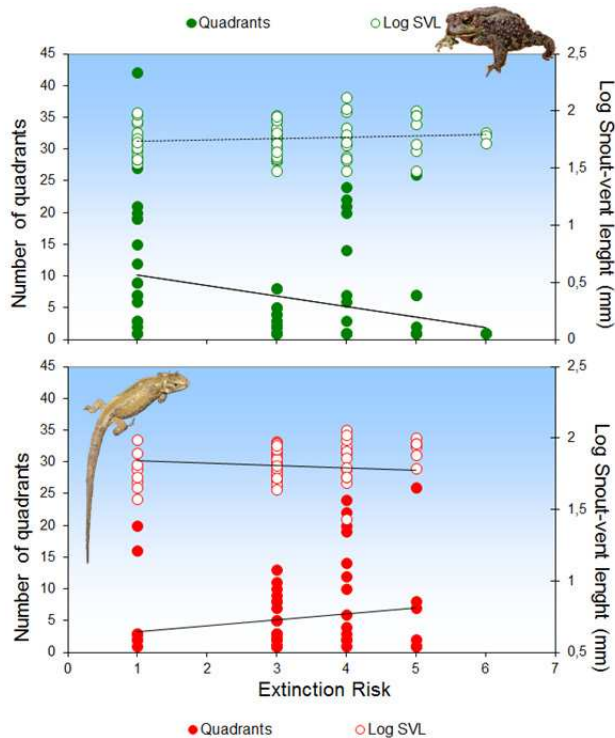


Fig. 6. Relationship between number of quadrants, snout-vent length (SVL) and extinction risk for Amphibians and Reptiles from Chile.

Behavioural, morphological, and physiological characteristics appear to make some species more susceptible than others to extinction. In general, large-sized species with restricted distributions and habitat specialization tend to be at greater risk of anthropogenic extinction than are others within their respective taxa (Sodhi et al., 2009). Our data support the findings of Cardillo (2003), who found that body size, distribution and ecological specialization increase the risk of anthropogenic extinction, especially in situations with rapid habitat loss.

## 5. Critical body size for conservation

Many studies suggest that larger bodied species are more susceptible to extinction than are smaller species (Cardillo & Bromham, 2001), while Murray & Hose (2005) reported no relationship. Our results show weak effect of body size on extinction risk in herpetozoans, although we note that snout-vent length was a predictor in the extinction risk (Figs. 5 and 6)

based on IUCN status. There appear to be critical body size ranges in both classes: amphibians with small body sizes have a higher threat status, while increased body size in reptiles increases extinction risk. Similar analyses of Regional patterns from Australia and Central America corroborate our findings (Hero et al., 2005; Lips et al., 2003).

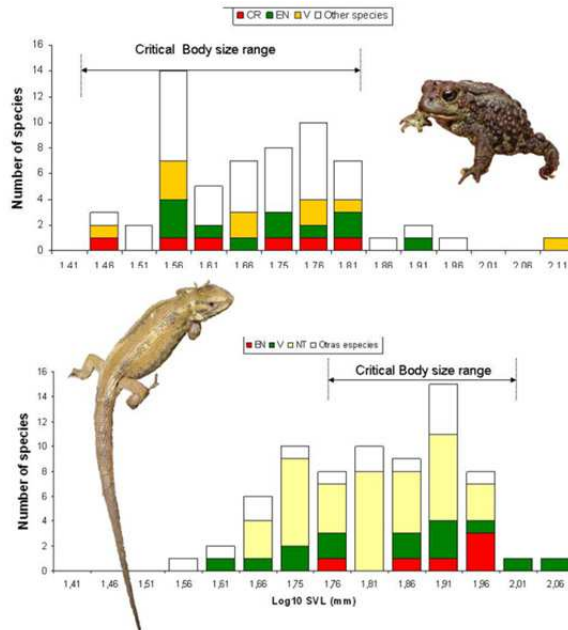


Fig. 7. Body sizes frequency distribution of Chilean herpetofauna, with status conservation according to IUCN (2010) for amphibians and Nuñez et al. (1997) for reptiles.

We used a combination of morphological and distribution data to elucidate extinction risk in Chile, finding that body size influenced extinction risk in opposite ways for the two classes (Fig. 7). Differences between our results and those of other analogous studies likely reflect different biogeographic realms (e.g., Australia Hero et al. 2005, Murray & Hose 2005, Williams & Hero 1998; or Central America Lips et al., 2003). Additionally, the biological traits underlying increased extinction risk/decline can and often do vary according to the particular threat involved, the environment of the location of study, and the species involved (Owens & Bennett, 2000). Our analyses explore the generalities that exist despite these differences, but will miss some of the specific regional correlates.

## 6. Conclusions

We present the first dynamic synthesis of the biogeographic variables affecting Chilean herpetofauna. Inadequate basic information has impeded or delayed studies in the Andean realm. Biogeographical knowledge plays a fundamental role in conservation because the relationship between geographic distribution and extinction risk can reveal new conservation issues and strategies. The herpetofauna of Chile has a lower richness relative to tropical and subtropical South America (Duellman, 1979) due to its prolonged geographical

isolation (Armesto et al., 1995). This history of isolation has contributed to the uniqueness of Chilean herpetofaunal assemblage, with many endemic taxa (Arroyo et al., 1999; (Veloso et al., 1995). In Chile, amphibians and reptiles have the highest level of endemism of any vertebrate class, and endemism is focused in the hotspot in central Chile.

Different evolutionary processes are involved in anthropogenic extinction risk among the Chilean herpetofauna. Smaller species may have lower energy requirements and larger population sizes, making them more resilient to human disturbances. The higher reproductive potential of smaller species may reduce population recovery time following disturbance (Gaston & Blackburn, 1995). In contrast, larger species have lower reproductive rates and higher net energetic demands, requiring larger home ranges. We report a positive association between body size and extinction risk among reptiles. Larger species are affected more by harvest (Cardillo & Bromhan, 2001) and by habitat alteration, including the introduction of non-native species, as is happening in Chile today. Overall, we conclude that life-history traits influence extinction risk, with smaller-bodied amphibians affected by environmental changes, and larger bodied reptiles affected by harvest and habitat loss.

## 7. Acknowledgment

The authors were financed by CONICYT 79090026 and DIUC Project 210.412.045-1sp. We thank to Chilean Herpetological Network (RECH) for encouraging this work. We also thank the Department of Basic Sciences at the Universidad del Bío-Bío, and the Department of Basic Sciences at the Universidad de Concepcion for partial financial support of this study.

## 8. References

- Anderson SC, RG Farmer, F Ferretti, AM Houde & JA Hutchings (2011). Correlates of vertebrate extinction risk in Canada. *BioScience*, Vol.61, N° 7, (August 2011), pp. 538-549, ISSN 0006-3568.
- Allen A, JH Brown & JF Gilgooly (2002). Global biodiversity, biochemical kinetics, and the energetic-equivalence rule. *Science*, Vol. 297, N° 5586, (August 2001), pp. 1545-1548, ISSN 1683-8831.
- Álvarez E & JJ Morrone (2004). Propuesta de áreas para la conservación de aves de México, empleando herramientas panbiogeográficas e índices de complementariedad. *Interciencia (Venezuela)*, Vol. 29 N°3, (March 2004), pp. 112-120, ISSN 0378-1844.
- Armesto J, C Villagrán & MK Arroyo (1995). *Ecología de los Bosques nativos de Chile*. Editorial Universitaria. Chile. 469 pp.
- Arroyo MTK, R Rozzi, J Simonetti, P Marquet & M Salaberry (1999). Central Chile. In: Mittermeier RA, N Myers & CG Mittermeier (eds) *Hotspots: Earth's biologically richest and most endangered terrestrial ecosystems*. CEMEX, México, Distrito Federal. Pp. 161-171.
- Auliya M (2003). *Hot Trade in Cool Creatures. A review of the live reptile trade in the European Union in the 1990s with a focus on Germany. A Traffic Europe Report*. Published by Traffic Europe for IUCN, Brussels, Belgium. 105 pp, ISBN 978-2-96005-059-2.

- Basso NG, CA Úbeda, MM Bunge & LB Martinazzo (2011). A new genus of neobatrachian frog from southern Patagonian forests, Argentina and Chile. *Zootaxa*, Vol. 3002, (August 2011), pp. 31–44, ISSN 1175-5334.
- Benkendorff K & AR Davis (2002). Identifying hotspots of molluscan species richness on rocky intertidal reefs. *Biodiversity & Conservation*, Vol. 11, N°11, (November 2002), pp. 1959-1973, ISSN 0960-3115.
- Bielby J (2008). Extinction Risk and Population Declines in Amphibians. A thesis submitted for the degree of Doctor of Philosophy at Imperial College London. 247pp.
- Brooks DR & DA McLennan (2002). The Nature of Diversity: An Evolutionary Voyage of Discovery . University of Chicago Press, Chicago. 676 pp. ISBN, 9780226075907
- Brooks DR, MGP Van Veller & DA McLennan (2001). How to do BPA, really. *Journal of Biogeography*, Vol. 28, N° 3, (March, 2001), pp. 345-358, ISSN: 1365-2699
- Brown JM & MV Lomolino (1998). Biogeography. 2nd Edition. Sinauer Associates Sunderland MA 692 pp, ISBN 0878930736..
- Cardillo M (2003). Biological determinants of extinction risk: why are smaller species less vulnerable? *Animal Conservation*, Vol. 6, N°1, (February 2003), pp. 63–69, ISSN 1469-1795.
- Cardillo M & L Bromham (2001). Body size and risk of extinction in Australian mammals. *Conservation Biology* Vol. 15, N°5, (october 2001), pp. 1435-1440, ISSN 0888-8892.
- Cardillo M, GM Mace, JL Gittleman, KE Jones, J Bielby & A Purvis (2008). The predictability of extinction: biological and external correlates of decline in mammals. *Proceeding the Royal Society Biological Science*, Vol. 275, N°1, (March 2008), pp. 1441-1448, ISSN 0962-8452.
- Cardoso de Silva JM & DC Oren (1996). Application of parsimony analysis of endemism in Amazonian biogeography: an example with primates. *Biological Journal of the Linnean Society*, Vol. 59, N°4, (December 1996), pp. 427-437, ISSN 1095-8312.
- Case T J, Bolger AD & AD Richman (1998). Reptilian extinctions over the last ten thousand years. In: Fielder PL & PM Kareiva (eds.), *Conservation biology for the coming decade*, 2nd edition, Chapman & Hall, New York. Pp 157-186. ISBN 0-412-09661-7
- Cei JM (2000). Centros de diversificación trans-ciscordilleranos y aislamiento por reducción de área como factores de la biodiversidad andino-patagónica. XV Reunión de Comunicaciones Herpetológicas: San Carlos de Bariloche, 25 al 27 de octubre del 2000
- Corey SJ & TA Waite (2008). Phylogenetic autocorrelation of extinction threat in globally imperilled amphibians. *Diversity and Distributions*, Vol. 14, N°4, (July 004), pp. 614–629, ISSN 1366-9516.
- Correa CL, M Sallaberry, BA González, ER Soto & MA Méndez (2007). Amphibia, Anura, Leiuperidae, *Pleurodema thaul*: Latitudinal and altitudinal distribution extension in Chile. *Check List*, Vol. 5, N°4, (December 2009), pp. 267-270, ISSN 1809-127X.
- Cracraft J (1985). Historical biogeography and patterns of differentiation within the South American avifauna: Areas of endemism. *Ornithological Monographs*, N°36, pp. 49-84. ISSN 0078-6594
- Defenders of Wildlife (2008). Freedom of Information Act request to U.S. Fish and Wildlife Service. Information in LEMIS database.


- Díaz-Paéz H, C Williams & RA Griffiths (2002). Diversidad y abundancia de anfibios en el Parque Nacional "Laguna San Rafael" (XI Región Chile). *Boletín Museo Nacional de Historia Natural* (Chile), N°51, pp. 135-145, ISSN 0027-3010.
- Díaz-Paéz H, J Núñez, H Núñez & Ortiz JC (2008). Estado de conservación de anfibios y reptiles. In: *Herpetología de Chile*. Vidal M & M Labra (eds), Science Verlag. Santiago, Chile. Pp. 233-267. ISBN 978-956-319-420-3.
- Donoso-Barros R (1966). *Reptiles de Chile*. Ediciones Universidad de Chile, Santiago, Chile. cxliv + 458 pp, ISBN 0327-9375.
- Duellman WE (1979). The South American herpetofauna: its origin, evolution and dispersal. *Monograph of the Museum of Natural History University of Kansas*, N°7, (December 1979), pp. 1-485, ISBN 0-89338-008-3.
- Fitzgerald L & JC Ortiz (1994). Analyses of Proposals to Amend the CITES Appendices. IUCN Species Survival Commission Traffic Network, pp. 174-176, ISSN 1016-927X.
- Formas JR (1979). La herpetofauna de los bosques temperados de Sudamérica. In: Duellman WE (ed), *The South American herpetofauna: its origin, evolution and dispersal*, pp. 341-369. *Museum of Natural History, University of Kansas, Kansas*, ISBN 0-89338-008-3.
- Formas JR (1995). Anfibios. In: Simonetti JA, MTK Arroyo, AE Spotorno & E Lozada (eds), *Diversidad biológica de Chile*. Comisión Nacional de Investigación Científica y Tecnológica. Santiago, Chile. Pp. 314-325.
- García-Barros E, P Gurrea, MJ Lucíañez, JM Cano, ML Munguira, JC Moreno, H Sainz, MJ Sanz & JC Simón (2002). Parsimony analysis of endemism and its application to animal and plant geographical distributions in the Ibero-Balearic region (Western Mediterranean). *Journal of Biogeography* Vol. 29, N°1, (January, 2002), pp. 109-124, ISSN 1365-2699.
- Gaston KJ (2000). Global patterns in biodiversity. *Nature*, Vol. 405, N° 6783, (May 2000), pp. 220-227, ISSN 0028-0836
- Gaston K & TM Blackburn (1996). Rarity and body size: importance of generality. *Conservation Biology*, Vol. 10, N°4, (August 1996), pp. 1295-1298, ISSN 0888-8892
- Gaston KJ & PH Williams (1996). Spatial patterns in taxonomic diversity. In: Gaston KJ (ed), *Biodiversity: A biology of numbers and difference*. Blackwell, Cambridge. Pp. 202-229.
- Gibbons JW, DE Scott, TJ Ryan, KA Buhmann, TD Tuberville, BS Metts, JL Greene, T Mills, Y Leiden, S Poppy & CT Winne (2000). The global decline of reptiles, déjà vu amphibians. *BioScience*, Vol. 50, N°8, (August 2000), pp. 653-666, ISSN 0006-3568
- Hero JM, SE Williams & WE Magnusson (2005). Ecological traits of declining amphibians in upland areas of eastern Australia. *Journal of Zoology London*, Vol. 267, N°3, (November 2005), 221-232 ISSN 09528369
- Haffer J (1978). Distribution of Amazon birds. *Bonner Zoologischen Beitragen* (German), Vol. 29, N°4, (June 1978), pp. 38-78, ISSN: 0006-7172.
- Heyer WR (1988). On frog distribution patterns east of the Andes. In: Vanzolini PE & WR Heyer (eds), *Proceedings of a workshop on neotropical distributional patterns*, Academia Brasileira de Ciências, Rio de Janeiro. Pp. 245-273.
- Hughes TP, DR Bellwood & SR Connolly (2002). Biodiversity hotspots, centres of endemism, and the conservation of coral reefs. *Ecology Letters*, Vol. 5, N°6, (November 2002), pp. 775-784, ISSN 1461-023X.

- Humphries CJ & LR Parenti (1986). Cladistic biogeography. Oxford University Press, Oxford. xii + 98 pp, ISBN 019-854576-2.
- IUCN (2010). IUCN Red List of Threatened Species. Version 2010.2. Downloaded in August 2010
- Kirejtshuk AG (2003). Subcortical space as an environment for palaeoendemic and young groups of beetles, using mostly examples from sap-beetles (Nitidulidae, Coleoptera). *Proceedings of the second Pan-European conference on Saproxylic Beetles*, pp. 50-56. Royal Holloway, University of London. People's Trust for Endangered Species
- JNCC (1993). Review of UK import of non CITES fauna from 1980 - 1991. Joint Nature Conservation Committee, Report N° 126. Compiled by the world Conservation Monitoring Centre in Collaboration with Traffic International. Joint Nature Conservation Committee, Peterborough.
- Linder HP (2001). On areas of endemism, with an example from African Restionaceae. *Systematic Biology*, Vol. 50, N°6, (December 2001), pp. 892-912, ISSN 1063-5157
- Lips KR, JD Reeve & LR Witters (2003). Ecological traits predicting amphibian population declines in Central America. *Conservation Biology*, Vol. 17, N°4, (August 2003), pp. 1078-1088, ISSN 0888-8892.
- Losos JB & E Glor (2003). Phylogenetic comparative methods and the geography of speciation. *Trends in Ecology & Evolution*, Vol. 18, N°5, (May 2003), pp. 220-227, ISSN 0169-5347.
- Lynch J (1978). A re-assessment of the telmatobiine Leptodactylid frogs of Patagonia. *Ocasional papers of the Museum of Natural History, The University of Kansas*, N° 72, pp. 1-57, ISSN 0091-7958.
- Meiri Sh (2008). Evolution and ecology of lizard body sizes. *Global Ecology and Biogeography*, Vol. 17, N°6, (November 2008), pp. 724-734, ISSN 1466-8238.
- Méndez MA, ER Soto, F Torres-Pérez & A Veloso (2005). Anfibios y reptiles de los bosques de la Cordillera de la costa (X Región, Chile). In: Smith-Ramírez C, JJ Armesto & C Valdovinos (eds), *Historia, biodiversidad y ecología de los bosques costeros de Chile*. Editorial Universitaria, Santiago, Chile. Pp. 441-451. ISBN 956-11-1777-0
- Meynard C, H Samaniego & PA Marquet (2004). Biogeografía de aves rapaces de Chile. In: Muñoz A, J Rau & J Yanez (eds.), *Aves rapaces de Chile*, Ediciones CEA, Valdivia, Chile. Pp. 129-143. ISBN 956-7279-08-X.
- Moreno R, CE Hernández, MM Rivadeneira, MA Vidal & N Rozbaczylo (2006). Patterns of endemism in south-eastern Pacific benthic polychaetes of the Chilean coast. *Journal of Biogeography*, Vol. 33, N°4, (April 2006), pp. 750-759 ISSN 1365-2699
- Morrone JJ (1994). On identification of areas of endemism. *Systematic Biology*, Vol 43, N°3, (May 1994), pp. 438-441 ISSN 1063-5157
- Morrone JJ (2007). Hacia una biogeografía evolutiva. *Revista Chilena de Historia Natural*, Vol. 80, N°4, (December 2007), pp 509-520, ISSN 0716-078X.
- Murray BR & GC Hose (2005). Life-history and ecological correlates of decline and extinction in the endemic Australian frog fauna. *Austral Ecology*, Vol. 30, N°5, (August 2005), pp. 564-571, ISSN 1442-9985.
- Myers N (1988). Threatened biotas: hot-spots in tropical forest. *The Environmentalist*, Vol. 8, N°3, (September 1988), pp. 187-208, ISSN 0251-1088.
- Myers N (1990). The biodiversity challenge: expanded hot-spots analysis. *The Environmentalist*, Vol. 10, N°4, (December 1990), pp. 243-256, ISSN 0251-1088



- Myers N, RA Mittermeier, CG Mittermeier, G Da Fonseca & J Kent (2000). Biodiversity hotspots for conservation priorities. *Nature*, Vol. 403, N° 6772, (February 2000), pp. 853-858, ISSN 0028-0836
- Nelson G (1969). The problem of historical biogeography. *Systematic Zoology*, Vol. 18, N° 2, (June, 1969), pp. 243-246, ISSN 0039-7989.
- Nelson G & N Platnick (1981). Systematics and biogeography: Cladistics and vicariance. Columbia University Press, New York. 567 pp, ISBN 0-231-04574-3.
- Nelson G & N Platnick (1981). Systematics and biogeography: Cladistics and vicariance. Columbia University Press, New York. 567 pp.
- Nelson G & DE Rosen (1980). Vicariance biogeography: A critique. Columbia University Press, New York. 593 pp.
- Núñez H (1992). Geographical data of Chilean lizards and snakes in the Museo Nacional de Historia Natural, Santiago, Chile. *Smithsonian Herpetological Information Service* N° 91, pp. 1-29.
- Núñez H & F Jaksic (1992). Lista comentada de los reptiles terrestres de Chile continental. *Boletín del Museo Nacional de Historia Natural* (Chile), Vol. 43, pp. 63-91, ISSN 0716-2537
- Núñez H, V Maldonado & R Pérez (1997). Reunión de trabajo con especialistas de herpetología para categorización e especies según estados de conservación. *Noticiario Mensual Museo Nacional de Historia Natural* (Chile), Vol. 329, pp. 12-19, ISSN 0376-2041.
- Ortiz JC & H Díaz-Páez (2006). Estado del conocimiento de los anfibios en Chile. *Gayana* (Chile), Vol. 70, N°1, (June 2006), pp 114-121. ISSN 0717-6538
- Owens IPF & PM Bennett (2000). Ecological basis of extinction risk in birds: habitat loss versus human persecution and introduced predators. *Proceedings of the National Academy of Sciences* (U.S.A.), Vol. 97, pp, 12144-12148, ISSN 0027-8424
- Pimm SL, HL Jones & JM Diamond (1988). On the risk of extinction. *The American Naturalist*, Vol. 132, N°6, (December 1988), pp. 757-785, ISSN 0003-0147.
- Pincheira-Donoso D & H Nuñez (2005). Las especies chilenas del género *Liolaemus* Wiegmann, 1834 (Iguania: Tropiduridae: Liolaeminae). Taxonomía, sistemática y evolución. *Publicación Ocasional Museo Nacional de Historia Natural* (Chile), Vol. 59, pp. 1-486, ISSN 0716-0224.
- Prendergast J, RM Quinn, JH Lawton, BC Eversham & DW Gibbons (1993). Rare species, the coincidence of diversity hotspots and conservation strategies. *Nature*, Vol. 365, N° 6444, (September 1993), pp. 335-337, ISSN 0028-0836.
- Schulte JA, JR Macey, RE Espinoza & A Larson (2000). Phylogenetic relationships in the iguanid lizard genus *Liolaemus*: multiple origins of viviparous reproduction and evidence for recurring Andean vicariance and dispersal. *Biological Journal of the Linnean Society*, Vol. 69, N°1, (January 2000), pp. 75-102, ISSN 1095-8312.
- Sepulveda M, MA Vidal & JM Fariña (2006). *Microlophus atacamensis*. Predation. *Herpetological Review*, Vol. 37, N°2, (October 2006), pp. 224-225, ISSN 0018-084X
- Smith-Ramírez C (2004). The Chilean coastal range: a vanishing center of biodiversity and endemism in South American temperate rainforests. *Biodiversity & Conservation*, Vol. 13, pp. 373-393, ISSN 09060-3115.
- Spotorno AE (1995). Vertebrados de Chile. In: Simonetti JA, MTK Arroyo, AE Spotorno & E Lozada (eds.). *Diversidad Biológica de Chile*, CONICYT, Santiago, Chile. Pp. 299-301.

- Sodhi NS, D Bickford, AC Diesmos, TM Lee & LP Koh (2008). Measuring the Meltdown: Drivers of Global Amphibian Extinction and Decline. *PLoS ONE* 3(2): e1636. doi:10.1371/journal.pone.0001636, ISSN 1932-6203.
- Sodhi NS, BW Brook & CJA Bradshaw (2009). Causes and consequences of species extinctions. In Levin SA (ed), *The Princeton Guide to Ecology*, Princeton University Press, Princeton, NJ. Pp. 514–520. ISBN 978-0-691-12839-9
- Teneb EA, LA Caviates, MJ Parra & A Marticorena (2004). Patrones geográficos de distribución de árboles y arbustos en la zona de transición climática mediterráneo-templada de Chile. *Revista Chilena de Historia Natural*, Vol. 77, N°1, pp. 51-71, ISSN 0716-078X.
- Tognelli MF, PI Ramirez & P Marquet (2008). How well do the existing and proposed reserve networks represent vertebrate species in Chile? *Diversity and Distribution*, Vol. 14, N° 1, (January 2008), pp. 148-158, ISSN 1366-9516.
- Torres-Mura J (1994). Fauna terrestre de Chile. In: CONAMA (ed), *Perfil ambiental de Chile*, Santiago, Chile. Pp. 63-72.
- Tribsch A (2004). Areas of endemism of vascular plants in the eastern Alps in relation to Pleistocene glaciation. *Journal of Biogeography*, Vol. 31, N°5, (May 2004), pp. 747-760, ISSN: 0305-0270.
- Tribsch A & P Schönswetter (2003). In search for Pleistocene refugia for mountain plants: patterns of endemism and comparative phylogeography confirm palaeo-environmental evidence in the Eastern European Alps. *Taxon*, Vol. 52, N° 3, (August 2003), pp. 477–497, ISSN: 0040-0262
- Veloso A & J Navarro (1988). Lista sistemática y distribución geográfica de anfibios y reptiles de Chile. *Museo Regionale di Scienze Naturali Torino*, Vol. 6, pp. 481-539. ISSN: 1590-6388.
- Veloso A & H Núñez (1998). Inventario de especies de fauna de la región de Antofagasta (Chile) y recursos metodológicos para almacenar y analizar información de biodiversidad. *Revista Chilena de Historia Natural*, Vol. 71, N°4, (December 1998), pp. 555-569, ISSN 0716-078X
- Veloso A, JC Ortiz, J Navarro, H Núñez, P Espejo & MA Labra (1995). Reptiles. In: Simonetti JA, MTK Arroyo, AE Spotorno & E Lozada (eds), *Diversidad biológica de Chile*, Comisión Nacional de Investigación Científica y Tecnológica, Santiago. Pp. 326-335.
- Vidal MA (2008). Biogeografía de anfibios y reptiles. In: Vidal MA & A Labra (eds), *Herpetología de Chile*, Santiago, Science Verlag. Pp. 195-231. ISBN 978-956-319-420-3.
- Vidal MA, E Soto & A Veloso (2009). Biogeography of Chilean herpetofauna: distributional patterns of species richness and endemism. *Amphibia-Reptilia*, Vol. 30, N°2, (April 2009), pp. 151-171, ISSN: 0173-5373
- Vuilleumier F (1968). Origin of frogs of Patagonian forest. *Nature*, Vol. 219, N°5149, (July 1968), pp 87-89, ISSN 0028-0836.
- Williams SE & JM Hero (1998). "Rainforest frogs of the Australian wet tropics: Guild classification and the ecological similarity of declining species. *Proceedings of the Royal Society of London Series B Biological Sciences*, Vol. 265, N° 1396, (April 1998), pp. 597-602, ISSN 1471-2954
- Wiley RH (1981). Social structure and individual ontogenies: problems of description, mechanism, and evolution. In: Bateson PPG & PH Klopfer (eds), *Perspectives in Ethology*, vol. 4. Plenum Press, New York. Pp. 105-133. ISBN: 0-306-40511-3



## **Global Advances in Biogeography**

Edited by Dr. Lawrence Stevens

ISBN 978-953-51-0454-4

Hard cover, 360 pages

**Publisher** InTech

**Published online** 30, March, 2012

**Published in print edition** March, 2012

Global Advances in Biogeography brings together the work of more than 30 scientific authorities on biogeography from around the world. The book focuses on spatial and temporal variation of biological assemblages in relation to landscape complexity and environmental change. Global Advances embraces four themes: biogeographic theory and tests of concepts, the regional biogeography of individual taxa, the biogeography of complex landscapes, and the deep-time evolutionary biogeography of macrotaxa. In addition, the book provides a trove of new information about unusual landscapes, the natural history of a wide array of poorly known plant and animal species, and global conservation issues. This book is well illustrated with numerous maps, graphics, and photographs, and contains much new basic biogeographical information that is not available elsewhere. It will serve as an invaluable reference for professionals and members of the public interested in global biogeography, evolution, taxonomy, and conservation.

### **How to reference**

In order to correctly reference this scholarly work, feel free to copy and paste the following:

Marcela A. Vidal and Helen Díaz-Páez (2012). Biogeography of Chilean Herpetofauna: Biodiversity Hotspot and Extinction Risk, Global Advances in Biogeography, Dr. Lawrence Stevens (Ed.), ISBN: 978-953-51-0454-4, InTech, Available from: <http://www.intechopen.com/books/global-advances-in-biogeography/biogeography-of-the-chilean-herpetofauna-biodiversity-hotspot-and-extinction-risk>

**INTECH**  
open science | open minds

### **InTech Europe**

University Campus STeP Ri  
Slavka Krautzeka 83/A  
51000 Rijeka, Croatia  
Phone: +385 (51) 770 447  
Fax: +385 (51) 686 166  
[www.intechopen.com](http://www.intechopen.com)

### **InTech China**

Unit 405, Office Block, Hotel Equatorial Shanghai  
No.65, Yan An Road (West), Shanghai, 200040, China  
中国上海市延安西路65号上海国际贵都大饭店办公楼405单元  
Phone: +86-21-62489820  
Fax: +86-21-62489821

© 2012 The Author(s). Licensee IntechOpen. This is an open access article distributed under the terms of the [Creative Commons Attribution 3.0 License](#), which permits unrestricted use, distribution, and reproduction in any medium, provided the original work is properly cited.