

Herbicides and the Aquatic Environment

Rafael Grossi Botelho¹, João Pedro Cury²,

Valdemar Luiz Tornisielo¹ and José Barbosa dos Santos²

¹*Laboratório de Ecotoxicologia, Centro de Energia Nuclear na Agricultura,
Universidade de São Paulo – CENA/USP, Piracicaba, SP,*

²*Universidade Federal dos Vales do Jequitinhonha e Mucuri – UFVJM,
Diamantina, MG,
Brasil*

1. Introduction

The quality of water resources is perhaps currently the most discussed topic when it comes to environmental preservation, since aquatic ecosystems have been suffering changes worldwide in most cases irreversible. Such changes are often associated with human activities such as deforestation, release of industrial and domestic effluents, and even the use of pesticides in agricultural fields, which is one of sources that most contributes to the fall of quality of water resources.

Pesticides are important to the agricultural system. However, it is crucial that they be used with responsibility in order to preserve the quality of the final product and the natural resources that support the production, especially soil and water (Oliveira Junior & Regitano, 2009).

Pesticides are products whose function is to eliminate organisms causing damage to agricultural crops thus ensuring high productivity. Their classification is made according to target species (insecticides, herbicides, fungicides, acaricides, nematocides, etc..) (Alves-Silva & Oliveira, 2003, Sanches et al., 2003), patten of use (defoliant, repellents, and others) (Alves-Silva & Oliveira, 2003; Laws, 1993; Sanches et al., 2003), mechanisms of action (acetylcholinesterase inhibitor, anticoagulants, etc) (Alves-Silva & Oliveira, 2003) or chemical structure (pyrethroids, organophosphates, carbamates, etc) (Alves-Silva & Oliveira, 2003; Laws, 1993).

Although these molecules, when applied, have target organisms as their final destination, according to Macedo (2002) 99% of applied pesticides go into the air, water and soil, ie, only 1% reaches its target. This finding is quite disturbing as the world population grows; it means that the use of pesticides will increase (thus increasing food productivity) and natural resources will remain under intense threat from these molecules.

2. Pesticides market in Brazil

Pesticides started to become popular in the middle of the Second World War, when the world discovered the DDT. The ease of accesses of this product and its low cost made it to

be extremely used before the discovery of its negative effects. The great successes of this compound in pest control made new products being produced strengthening the agrochemical industry today (Bull & Hathaway, 1986).

Currently, according to the data from National Health Surveillance Agency Anvisa (2010), Brazil is the largest consumer of pesticides in the world and has the largest market for these products with 107 companies authorized to register this compounds, responding for 16% of the world market. According to the sales in Brasil, only in 2010, the industry negotiated 342,590 tons of active ingredients and its clear that this number is increasing in recent years (Figure 1).

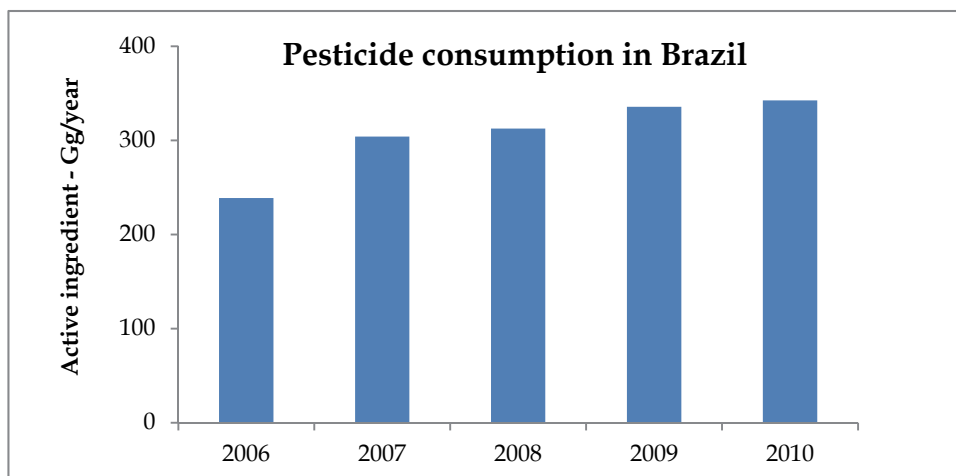


Fig. 1. Pesticide consumption in Brazil, in gig grams of active ingredient, in the period of 2006 to 2010.

Among the classes of pesticides, herbicides are those that make up most marketed worldwide (Moura et al., 2008). These molecules are chemical substances that act by killing or suppressing the development of weeds that impair the productivity of crops of commercial interest (Roman et al., 2007). According to the National Association of Products Industry for Agricultural Defense, only Brazil, one of the leading countries in agriculture with the use of pesticides, 725 000 tons of formulated products were sold in 2009 and herbicides are the main class with 59% (429,693 tons), followed by insecticides and acaricides with 21% (150,189 tons), fungicides 12% (89,889 tons) and others 8% (55,806 tons) (Figure 2) (Sindag, 2010). The problem is that many of these substances are likely to contaminate water resources due to characteristics such as high shift-potential in the soil profile (leaching), high persistence in soil, low to moderate water solubility and moderate adsorption to organic matter present in soil colloids (Almeida et al., 2006). Once present in aquatic environments, these molecules can be absorbed by organisms, and since they live in continual interaction with each other in a complex system of food chains, contamination can result in a drastic imbalance in the ecosystem.

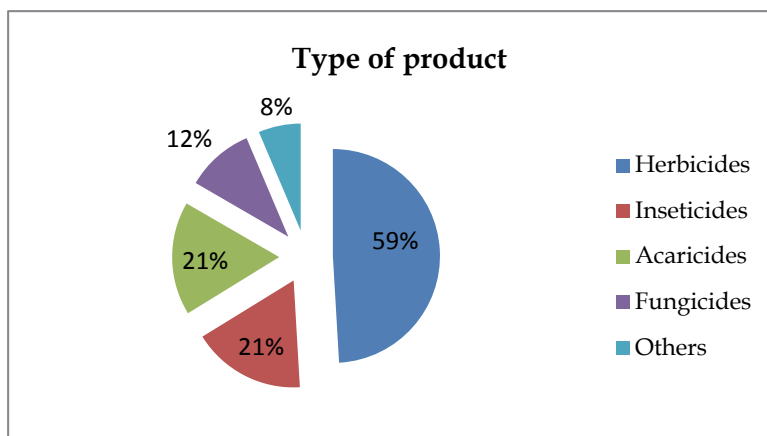


Fig. 2. Pesticide consumption in Brazil by type of product in gig grams of active ingredient, in 2009.

3. Herbicides: leaching and residual effects

Pesticides have an important role in modern agriculture, with new formulations being introduced regularly. Among these, the chlorinated acid-phenoxy herbicides such as 2,4-D and MCPA are commonly used to control weeds in wheat, rice, corn, sugar cane and pasture. The massive use of pesticides has resulted in their presence in the environment in the form of sub-lethal pollution, and problems such as contamination of surface and groundwater have been observed (Legrouri et al., 2005). The concern of environmental protection agencies with the presence of these molecules in soils, water and air has increased greatly in recent times, particularly as it relates to protecting the quality of drinking water (Lagaly, 2001). Due to the commercial importance of agriculture in world and pesticides industry, probably the extensive use of these substances will last for a long period. Therefore, the most feasible would be the rational use of these products through a strict control of its use and handling, aiming, mainly, avoid over dosing, application in undue places and improper washing of packaging and application equipment that many times are held on the banks of rivers (Trovo et al., 2005). Thus, contamination of soils and water due to the extensive use of pesticides over large areas in modern agriculture is a problem that requires research to its remediation (Ignatius et al., 2001).

Considering the transport processes in the environment with which herbicides are related after applied to agricultural areas, leaching and runoff deserve some attention. Surface runoff favors surface water contamination, since the molecule is carried and adsorbed to eroded soil particles or in solution. On the other hand, leaching results in contamination of groundwater, and in this case, chemical substances are carried in solution with the water that feeds the ground water (Spadotto, 2002). Only a low percentage of herbicides in soil are used bioactivity, ie, the remainder is distributed in the environment. This loss of product requires a high amount application, increasing the damage to the environment and consequently to health (Dich et al., 1997).

The knowledge of sorption-desorption processes is of great importance, once determining the amount of product present in the soil is possible to control other processes that can affect the dynamics of these molecules in the soil. If the degree of sorption of a pesticide increases, this compound concentration in water and air decreases. Consequently, the speed of concentration-dependent processes such as volatilization, bioavailability, and vertical movement of pesticides through the soil profile also decrease, thus reducing the risk of contamination of surface and groundwater (Cox et al., 1999).

The aquatic environment has become extremely vulnerable to contamination, Herbicides with high leaching potential, ie, those with low capacity to be retained in the soil are potentially more damaging in this environment by being subject to loading by the underground water flow and deposit with final residual effect on aquatic community. The water pollution is still of concern since often agricultural fields are near lakes, streams and rivers potentiating this environment exposure (Moore et al., 2001) to soluble herbicides. Depend on the physical and chemical characteristics, the residue in water, can bind to the material in suspension, accumulate in the sediment or can be absorbed by aquatic organisms. They can be transported through the aquatic system by diffusion of water in streams or in the bodies of organisms. Some products may also return to the atmosphere through volatilization. Thus, it is evident that there is a continuous interaction between pesticides, sediment and water, affected by water movement, turbulence and temperature (Nimmo, 1995). This interaction can result in a longer exposure of aquatic organisms to toxic compounds.

Solubility in water is defined as the maximum amount of pure molecule that can be dissolved in water (Lavorenti et al., 2003), being considered the most important physical property related to the transport and fate of organic molecules in aquatic systems, such as herbicides, and also one of determinants of soil sorption coefficient. Thus, herbicides with high solubility have a tendency to be less sorbed to soil colloids (Lavorenti et al., 2003). Therefore, sorption to soil and water solubility becomes important parameters to predict the herbicide trend to move horizontally or vertically in the ground (Extoxnet, 1998).

Another measure of leaching potential for a herbicide is the n-octanol-water partition coefficient (K_{ow}), which measures the hydrophobic or hydrophilic character of a molecule. The K_{ow} is defined as the ratio of the solubility of a compound in octanol (a non-polar solvent) to its solubility in water (a polar solvent). The higher to K_{ow} , the more non-polar the compound (U.S.E.P.A, 2009). In environmental studies, this parameter is also correlated with water solubility, soil sorption coefficient and sediments and bioconcentration in aquatic organisms (Lyman et al., 1990; Sabljic et al., 1995; Ran et al., 2002). Herbicides with high log K_{ow} values (> 4.0) or lipophilic tend to accumulate in lipid material, for example, soil organic matter and, consequently, present low mobility (Lavorenti et al., 2003). On the other hand, hydrophilic herbicides (log $K_{ow} < 1.0$) are considered more soluble in water and consequently will present low sorption (Lavorenti et al., 2003) and greater potential for damage to the aquatic community.

Several studies on environmental contamination by pesticides are reported in the literature (Jacomini et al., 2006; Henares et al., 2008). Herbicides of the triazine group, which includes ametryne prometryne, atrazine, simazine, among others, are used worldwide and often detected in samples of soil and water, having high mobility in the environment, lasting

years in the ground, water and organisms (Costa Queiroz et al., 1999; Kolpin et al., 2002; Jacomini et al., 2006).

The herbicide atrazine is one of the most widely used herbicides in Brazil, and its use is registered for sorghum, corn, sugarcane and other crops (Rodrigues & Almeida, 2005). Due to its wide use, high persistence and moderate mobility in soil, this herbicide has been detected in several compartments of the environment, especially in surface waters (Buser, 1990) and groundwater (Dörfler et al., 1997). Highest losses of atrazine have been correlated with the first rain or irrigation after its application (Belamie & Gouy, 1992; Patty et al., 1997; Correia et al., 2007). The shorter the time between herbicide application and irrigation or rainfall, the higher the herbicide transport by leaching.

Several authors highlight the problem of contamination of surface and subsurface waters by atrazine (Buser, 1990; Pick et al., 1992; Dörfler et al., 1997; Yassir et al., 1999) so that its use was banned in European Union in 2003 (Sass & Colangelo, 2006). Jablonowski et al. (2009), conducted studies on the persistence of atrazine for more than 20 years after application. Concentrations were detected on average four times higher in the subsurface compared to surface in soil, indicating high risk of contamination of groundwater, even past the experimental period. Armas et al. (2007) found concentrations of atrazine in surface waters of Corumbataí river (São Paulo, Brazil) above the level permitted by Brazilian law. In the United States, atrazine was found at high incidence in surface water and groundwater; research included 178 streams and over 2700 wells (Kolpin et al., 2002). In Australia, atrazine and its metabolites were also detected in low concentrations in groundwater/surface water in several states (Ahmad et al., 2001).

The herbicide clomazone also has high water solubility and persistence in soil and can reach, under aerobic conditions, more than 270 days (California, 2003; Senseman, 2007). After its application on the soil surface, the product may leach into the deeper layers, presenting a potential risk of groundwater contamination and, consequently, watercourses contamination as well (Santos et al., 2008). The clomazone fate and behavior is influenced by organic matter and texture (Loux & Slife, 1989) with edaphic half-life ranging between 5 and 117 days depending on the type of soil and environmental conditions (Curran et al., 1992; Mervosh et al., 1995; Kirksey et al., 1996). Senseman (2007) reports that clomazone persistence is lower in sandy soils than in clay soils.

Monitoring conducted for three years (2000-2003) in two Brazilian rivers (Vacacaí and Vacacaí-Mirim) in Rio Grande do Sul (Brazilian state) detected the presence of the herbicides clomazone, in higher concentration, quinclorac and propanil (Marchesan et al., 2007).

Santos et al. (2008) in a study conducted in shallow waters around the rice-growing areas in Rio Grande do Sul showed that 90% of samples contained clomazone residues. Bortoluzzi et al. (2006) found the presence of this product in surface water adjacent to tobacco crops. The presence of clomazone in water and soil samples have been reported in the literature not only in Brazil but also in other countries such as Spain (Nevado et al., 2007), Italy (Palmisano & Zambonin, 2000), China (Li et al., 2010), Uruguay (Carlomagno et al., 2010) and United States (Gunasekara et al., 2009).

Another herbicide that has concerned researchers is ametryne, whose half-life is between 50 and 120 days in soil and about 200 days in natural water with pH 7.0 and temperature ranging from 5 to 29 °C. This period has been reported as dangerous to the environment by

the power of contamination of soils and surface water/groundwater by this product. (Cumming et al., 2002; Laabs et al., 2002; Armas, 2006). Ametryne also has potential to contaminate aquatic environments, once in addition to being transported by runoff, this molecule can undergo leaching. Ametryne residues have also been found in surface waters of Brazil (Armas et al., 2007) although Brazilian law has not yet set a permissible limit in surface waters.

Within the broad class of herbicides, there is no doubt that the most commercialized worldwide is glyphosate. Its occurrence in groundwater was cited only once, in Texas, USA, reported by Hallberg (1989) - under review presented by Amarante Junior et al. (2002) - but the concentration measured was not specified. The direct application as herbicide in surface water to eliminate aquatic plants may be responsible for the presence of glyphosate in surface water.

Due to the rapid adsorption to soil, glyphosate is not readily leached, being unlikely the groundwater contamination. On rare occasions, this herbicide has been detected in water samples, but in general, this occurs due to the difficulty of separating the compounds and also by not being considered a serious water contaminant.

In the case of water pollution, glyphosate can be adsorbed by sediments being carried by them. This interaction is normally fast and occurs within 14 days resulting in much slower natural decay process. The Environmental Protection Agency of the United States (USEPA) sets limits of 700 µg/L glyphosate in drinking water as a "health advisory limit". However, across Europe is established the limit of 0.1 mg/L as "maximum allowable concentration" for pesticides in drinking water as individual substances, since total concentration does not exceed 0.5 mg/L (IAEAC, 1994). Due to its broad-spectrum herbicide properties, ie being non-selective, systemic and low toxicity to animals, as discussed, it became one of the most used in the world, increasing the need for implementation of monitoring programs.

Various processes for water treatment have been investigated regarding their efficiency in removal of certain herbicides present in fresh water samples. Among them, the anaerobic degradation, electrochemical destruction by photo-Fenton reactions, adsorption on activated carbon, adsorption on clays saturated with inorganic or organic cations and the sorption of anionic molecules in lamellar double hydroxides (HDLs) through the processes of anion exchange or merge, among others might be cited.

Atrazine degradation by anaerobic microorganisms was studied by Ghosh & Philip (2004). Authors demonstrated that the degradation of this molecule is dependent on the amount of product in the effluent and the high organic content in the effluent reduces its rate of degradation.

Based on the properties of clays and clay minerals, several authors studied the removal of herbicides present in water, such as phenoxyacetic acid (Yurdakoc & Akcay, 2000), 2,4-D (Hermosín & Cornejo, 1992), prometryne (Socias-Viciano et al., 1998), dicamba (Carrizosa et al., 2001), linuron, atrazine, acephate, diazinon (Villa et al., 1999).

4. Ecotoxicology

The pesticide toxicity is quite complex and overall the goal is to determine what concentration in a particular product is toxic to an organism. The manifestation of a toxic effect resulting from a chemical substance may occur at a point distant from where was

found the entry in the medium, since when it reaches a water environment for example, the pollutant can be transported by droplets or particles in suspension through long distances (Pedrozo & Chasin, 2003).

Pollutant toxicity can be expressed by the effective dose or effective concentration (EC_{50} or ED_{50}) which is the amount of a substance affecting half of one group of organisms. Exposure effects to organisms vary according to the product's physico-chemical properties (solubility, chemical reactivity, stability, particle size, etc.) route of exposure (oral, inhalation, dermal), duration and frequency of exposure, species tested (there are differences in susceptibility among species and the type of effect on each one, differences in the effects on individuals of different sex and age, young and elderly are more sensitive than adults), among others (Chasin & Azevedo, 2003). Considering the possibility of contamination in aquatic environments and the need for using herbicides in order to increase agricultural productivity, scientists around the world are working to learn, alert and minimize the effect of these substances in organisms living in these environments. This concern led to the creation of Ecotoxicology, which according to the French toxicologist René Truhaut is the science that studies the effects of natural or synthetic substances on living organisms, populations and communities, animals or plants, terrestrial or aquatic, that make up the biosphere, thus including the interaction of substances with the environment in which organisms live in an integrated context (Plaa, 1982; Niederlehner & Cairns, 1995).

Toxicity tests are used to know the effects of substances in organisms. These represent an important tool in ecotoxicology enabling to determine the toxic effect or not in a particular substance. In the 80's, environmental agencies around the world especially in the United States and Europe began to develop standardized protocols for toxicity test using aquatic organisms (Usepa, 1996; Oecd, 1984-2004). In 1984, the Usepa established the use of organisms for monitoring water quality (USEPA, 1984). Concomitantly, the Organization for Economic Cooperation and Development (OECD) launched a series of test protocols for toxicity to aquatic organisms, including algae, fish and microcrustaceans in Europe. In Brazil, the first initiative to do a focused approach to the subject was in 1975. After this year, other methodologies using groups of organisms have emerged, highlighting algae (Abnt, 1992; Cetesb, 1994), microcrustaceans (Abnt, 1993, 2005; Cetesb, 1994) and fish (Cetesb, 1990).

These tests are used as mechanisms for understanding the effects of anthropogenic impacts on living organisms which act as representative organisms (Campagna, 2005). Toxicity tests allow assessing the environmental contamination by various pollution sources such as agricultural, industrial and domestic waste, chemical products and medicines in general (Marschner, 1999; Lombardi, 2004) and even also detecting the ability of a toxic agent or a mixture to produce deleterious effects showing the extent to which substances are harmful, how and where effects are manifested (Magalhaes & Filho, 2008). They even provide information about the potential danger of a toxic substance to aquatic organisms such as mortality, carcinogenesis, mutagenesis, teratogenesis, behavioral disorders, cumulative physiological, antagonistic and synergistic effects (Baudo, 1987).

The toxicity depends on the susceptibility of the organisms to a particular chemical compound. Different species have different sensitivities according to their feeding habits, behavior, development, physiology and others (Silva & Santos, 2007). Young individuals are usually more susceptible to chemicals than adults, probably due to the difference in degree

of development or detoxification mechanisms (Silva & Santos, 2007). Stressed organisms due to of previous exposure to other toxicants may be more sensitive (Rand & Petrocelli, 1985), a common scenario in the environment .

Toxicity tests are divided into acute and chronic. The acute test aims to assess the effects on organisms to a short period of exposure, whose goal is determining the concentration of a test substance that produces deleterious effects under controlled conditions. For fish, the observed effect is lethality, from which is determined the toxic agent concentration that causes 50% mortality (LC_{50}). For microcrustaceans there is no mobility from which is calculated the average estimate concentration (EC_{50}) that causes 50% immobility (Rand & Petrocelli, 1985). There are also chronic toxicity tests whose organisms are continually exposed to toxic substances for a significant period of time of their life cycle that can vary from half to two thirds of the cycle (Rand & Petrocelli, 1985). These tests assess sublethal effects such as changes in growth and reproduction, changes in behavior (difficulty in movement, increased frequency of opening of the operculum), physiology, biochemistry and tissue changes (Laws, 1993; Adams, 1995). Chronic toxicity tests directly depend on the results of acute toxicity tests, since sublethal concentrations are calculated from the LC_{50} and EC_{50} . For the choice of test organism are often use the following selection criteria: abundance and availability; significant ecological representation within biocenoses; species cosmopolitanism, knowledge of its biology, physiology and dietary habits; genetic stability and uniformity of its populations; low seasonality index, constant and accurate sensitivity; commercial importance; ease of cultivation in the laboratory and, if possible, species should be native for better representation of ecosystems (Rand & Petrocelli, 1995).

Since Ecotoxicology was created several studies have been made always aiming to evaluate the toxicity of a substance for a particular test organism. For example, Botelho et al. (2009) studied the toxicity of various herbicides for tilapia (*Oreochromis niloticus*) including atrazine, paraquat and some mixtures as alachlor + atrazine, diuron + MSMA and 2,4D + picloram. The LC_{50} (96 hours) was 5.02 mg.L⁻¹ for atrazine. These authors also reported weight loss of organisms at 2.5 and 5.0 mg.L⁻¹. In relation to the other products, after 48 hours of exposure, the mixture alachlor + atrazine was the only one that caused 100% of mortality to the organisms. Other studies involving atrazine showed the following LC_{50} values (96 hours): 18.8 mg.L⁻¹ for the fish *Cyprinus carpio* (Neskovic et al., 1993), 10.2 mg.L⁻¹ for *Rhamdia quelen* (Kreutz et al., 2008) and 42.38 mg.L⁻¹ to *Channa punctatus* (Nwani et al., 2010). In toxicity studies, sensitivity of organisms can vary even if used the same product, as shown in the aforementioned studies with atrazine.

Several other studies involving atrazine has been performed, highlighting Hayes et al. (2002a), which showed that low atrazine concentration (0.1 ppb) stopped the gonadal development of male frogs, confirming the reports of Parshley (2000). In a laboratory study, Hayes et al. (2002b, 2002c) also reported that this herbicide was related to the feminization of *Rana pipiens*. Palma et al. (2009) found that atrazine concentrations affected the reproduction of *Daphnia magna*.

The herbicide atrazine is classified as a toxic agent, carcinogen and hormone disrupter (Friedmann, 2002) which includes potentially carcinogenic compounds to humans (Biradar & Rayburn, 1995). The presence of this product in the environment presents a risk to wildlife and the ecosystem in general, interfering with hormonal activity in animals and human in

low doses. Studies have shown that atrazine can also effect the human reproductive system, decreasing the amount of sperms and increasing the infertility (Pan, 2011).

A research of the University of California analyzed the development of 40 males African frogs since the tadpoles stage to adult phase in water with concentration of atrazine within the limits considered safe by the Environmental Protection Agency (EPA). This group of frogs was compared with another without exposure to contaminated water. Among the frogs developed in the water with the herbicide, 10% became functional females. The others 90% despite having characteristics of males, had low testosterone levels and fertility (Hayes, 2010). Strandberg and Scott-Fordsmand (2002) considering organisms exposed to the herbicide simazine, reported ecological effects, including, bioaccumulation in aquatic organisms.

5. Final remarks

There is a growing choice of weed's chemical management by farmers in many agricultural regions of Brazil and the worldwide. The use of herbicides within technical recommendations offers low risk of contamination of non-target sites; however, when applied intensively and without liability, negative environmental impacts may occur.

The application of leachable products such as atrazine and clomazone concerns researchers. It is necessary to achieve sustainable alternatives to the use of these products: the replacement of non-leachable and less toxic products to the environment or follow the banishment example already performed in some countries.

The adoption of bioremediation techniques to areas already contaminated and investment in pesticide application technology as preventive alternative are some of the possibilities to reduce the waste of these molecules in surface water and groundwater.

The lack of supervision by the authorities in small and large agricultural areas coupled with the lack of knowledge of peoples who apply these products and the facility of acquisition contribute to an intensive use and without responsibility.

If professionals and research groups involved in agribusiness can hardly do for the reduction of environmental impacts from domestic and industrial origin, on the other hand, they have fundamental role in the use and dissemination of Good Agricultural Practice to producers, which will be essential for maintaining the activity in a sustainable way at long term.

6. References

- Adams, S.M., & Rowland, C.D. (1995). Aquatic toxicology testing methods, In: *Handbook of Toxicology*, Hoffman, D.J., Rattner, B.A., Burton Jr, G.A., & Cairns Jr, J, Boca Raton: Lewis, USA.
- Agência Nacional de Vigilância Sanitária (Anvisa). (2010). In: *Agrotóxicos: Agência discute o controle de resíduos no Senado*. 26 de Setembro, Available from: <http://www.anvisa.gov.br/divulga/noticias/2009/251109.htm>
- Ahmad, R., Kookana, R. S., & Alston, A. M. (2001). Sorption of ametryn and imazethapyr in twenty-five soils from Pakistan and Australia. *Journal of Environmental Science and Health (B)*, Vol. 36, n. 2, pp. 143-160, ISSN 1532-4109.

- Akçay, G., & Yurdakoç, K. (2004). Removal of various phenoxy alkanolic acid herbicides from water by organo-clays. *Acta Hydrochimica et Hydrobiologica*, Vol.28, n. 6, pp.300-304, ISSN 0323-4320.
- Almeida, S.D.B., Costa, E., Gomes, M.A.F., Luchini, L., Spadotto, C., & Matallo, M. B. Sorção de Triazinas em Solos Tropicais. I. Pré seleção para recomendação de uso na região de Ubatuba, São Paulo, Brasil. In: IV Congresso Iberoamericano de Física Y Química Ambiental, 2006, Cáceres. Medioambiente en Iberoamerica - Visión desde la Física y La Química en los albores del siglo XXI, 2006. Vol. 2. pp. 17-24.
- Alves, S.R., & Oliveira-Silva, J.J. É veneno ou e remédio? Agrotóxicos, saúde e ambiente, In: *Avaliação de ambientes contaminados por agrotóxicos*, Peres, F, pp. 137-156, Fiocruz, Rio de Janeiro, Brasil.
- Amarante Junior, O. P., Santos, T. C. R., Brito, N. M., & Ribeiro, M. L. (2002). Glifosato: Propriedades, toxicidade, usos e legislação. *Química Nova*, Vol. 25, n. 4, pp. 589-593, ISSN 0100-4042.
- Armas, E.D. Biogeodinâmica de herbicidas utilizados em cana-de-açúcar (*Saccharum* spp) na sub-bacia do rio Corumbataí. 187 p. Tese (Doutorado) – Escola Superior de Agricultura “Luiz de Queiroz”, Universidade de São Paulo, Piracicaba, 2006.
- Armas, E.D., Monteiro, R.T.R., Antunes, P.M., Santos, M.A.P.F., & Camargo, P.B. (2007). Diagnóstico espaço temporal da ocorrência de herbicidas nas águas superficiais e sedimentos do rio Corumbataí e principais afluentes. *Química Nova*, Vol. 30, n. 5, pp.1119-1127, ISSN 0100-4042.
- Associação Brasileira de Normas Técnicas. NBR 12648: Água – Ensaio de toxicidade com *Chlorella vulgaris* (Chlorophyceae). 1992. 8p.
- Associação Brasileira De Normas Técnicas. NBR 12713: Água -Ensaio de toxicidade aguda com *Daphnia similis* Claus, 1876 (Cladorcera, Crustacea). 1993. 16p.
- Associação Brasileira De Normas Técnicas. NBR 13373: Ecotoxicologia aquática – Toxicidade crônica – Método de ensaio com *Ceriodaphnia* spp (Crustácea, Cladóceras). 2005. 15 p.
- Baudo, R. Ecotoxicological testing with *Daphnia*. (1987). *Memorie dell'Istituto Italiano di Idrobiologia*, Vol.45, pp.461-482.
- Belamie, R., & Gouy, V. (1992). Introduction des polluants dans le milieu fluvial. Influence du ruissellement des sols. *Oceanis*, Vol.18, pp.505-521.
- Biradar, D.P., & Rayburn, A.L. (1995). Chromosomal damage induced by herbicide contamination at concentration observed in public water supplies. *The Science of The Total Environment*, Vol.24, n.6, pp. 1222-1225, ISSN 0048-9697.
- Bortoluzzi, E.C., Rheinheimer, D.S., Gonçalves, C.S., Pellegrini, J.B.R., Zanella, R., & Copetti, A.C.C. (2006). Contaminação de águas superficiais por agrotóxicos em função do uso do solo numa microbacia hidrográfica de Agudo, RS. *Revista Brasileira de Engenharia Agrícola e Ambiental*, Vol.10, n.4, pp.881-887, ISSN 1807-1929.
- Botelho, R.G.; Santos, J.B.; Oliveira, T.A.; Braga, R.R.; Byrro, E. C. M. (2009). Toxicidade aguda de herbicidas a tilápia (*Oreochromis niloticus*). *Planta Daninha*, Vol 27, n. 3, pp. 621-626, ISSN 0100-8358.
- Bull, D., Hathaway, D. (1986). *Pragas e Venenos: Agrotóxicos No Brasil e no Terceiro Mundo*. Petrópolis: Vozes/OXFAM/FASE.

- Buser, H.R. (1990). Atrazine and other s-triazine herbicides in lakes and in rain in Switzerland. *Environmental Science and Technology*, Vol. 24, n. 7, pp. 1049-1058, ISSN 0013-936X.
- Cairns, J. Jr. (2002). Environmental monitoring for the preservation of global biodiversity: The role in sustainable use of the planet. *International Journal of Sustainable Development and World Ecology*. Vol. 9, n.2, pp. 135-150, ISSN 1745-2627.
- California Department of Pesticide Regulation. (2003), In: *Clomazone*. 29 de Agosto de 2011, Available from:
<http://www.cdpr.ca.gov/docs/registration/ais/publicreports/3537.pdf>.
- Campagna, A.F. Toxicidade dos sedimentos da bacia hidrografica do rio Monjolinho (São Carlos - SP): ênfase nas substancias cobre, aldrin e heptacloro. 268 p. Dissertação (Mestrado) - Faculdade de Zootecnia e Engenharia de Alimentos, Universidade de São Paulo, Pirassununga, 2005.
- Carlomagno, M., Mathó, C., Cantou, G., Sanborn, J.R., Last, J.A., Hammock, B.D., Roel, A., Carrizosa, M. J., Koskinen, W. C., & Hermosin, M. C. (2001). Dicamba adsorption-desorption on organoclays. *Journal Applied Clay Science*, Vol.18, n.5, pp.223-231, ISSN 0169-1317.
- Cavalcanti, D.G.S.M., Martinez, C.B.R., & Sofia, S.H. (2008). Genotoxic effects of Roundup on the fish *Prochilodus lineatus*. *Mutation research*, Vol. 655, n.1-2, pp.41-46, ISSN 1383-5718.
- Chasin, A.A.M., & Azevedo, F.A. (2003). Intoxicação e avaliação da toxicidade, In: *As bases toxicológicas da ecotoxicologia*, Azevedo, F.A., & Chasin, A.A.M, pp. 127-165, ISBN 85-86552-64-X, São Paulo.
- Chasin, A.A.M., & Pedrozo, M.F.M. (2003). O Estudo da Toxicologia. In: *As bases toxicológicas da ecotoxicologia*, Azevedo, F.A., & Chasin, A.A.M, pp. 1-25, ISBN 85-86552-64-X, São Paulo.
- Companhia De Tecnologia De Saneamento Ambiental. Norma CETESB L5.018: Água - Teste de toxicidade aguda com *Daphnia similis* Claus, 1876 (Cladorcera, Crustácea). 1994. 25p.
- Companhia De Tecnologia De Saneamento Ambiental. Norma técnica L5.019: Água - Teste de toxicidade aguda com peixes - Parte II - Sistema Semi-Estatico.1990. 29p.
- Correia, F.V., Macrae, A., Guilherme, L.R.G., Langenbach, T. (2007). Atrazine sorption and fate in a Ultisol from humid tropical Brazil. *Chemosphere*, Vol. 67, n. 5, pp.847-854, ISSN 0045-6535.
- Cox, L., Hermosin, M. C., & Cornejo, J. (1999). Leaching of simazine in organicamended soils. *Communications in Soil Science and Plant Analysis*, Vol.30, n.11-12, pp. 1697-1706, ISSN 1532-2416.
- Cumming, J.P., Doyle, R.B., & Brown, P.H. (2002). Clomazone dissipation in four Tasmanian topsoils. *Weed Science*, Vol.50, n.3, pp.405-409, ISSN 1550-2759.
- Curran, W. S., Liebl, R.A., & Simmons, F. W. (1992). Effects of tillage and application methods on clomazone, imazaquin, and imazethapyr persistence. *Weed Science*, Vol. 40, n. 3, pp. 482-489, ISSN 1550-2759.
- Dich, J., Zahm, S.H., Hanberg, A., & Adami, H.O. (1997). Pesticides and Cancer. *Cancer Causes & Control*, Vol.8, n.3, p. 420-443, ISSN 1573-5243;
- Dörfler, U., Feicht, E.A., & Scheunert, I. (1997). S-Triazine residues in groundwater. *Chemosphere*, Vol. 35, n. 1-2, pp. 99-106, ISSN 0045-6535.


- Environmental Protection Agency. 12-C-96-114.OPPTS 850.1010 Aquatic invertebrate toxicity test, freshwater daphnids: ecological effects test guidelines. Washington, USA, 1996, 8p.
- Environmental Protection Agency. 1984. Technical Support Document for Water Quality-Based Toxic Control. EPA-Washington D.C., 1984. 135 p.
- Exttoxnet. (1998). Questions about pesticide environmental fate, 29 de Agosto de 2011, Available from: <http://exttoxnet.orst.edu/faqs/pesticide/pestfate.htm>.
- Friedmann, A.S. (2002). Atrazine inhibition of testosterone production in rat males following periubertal exposure. *Reproductive Toxicology*, Vol 16, n.3, pp. 275-279, ISSN 0890-6238.
- Ghosh, P. K., & Philip, L. (2004). Atrazine degradation in anaerobic environment by a mixed microbial consortium. *Water Research*, Vol.38, n.9, pp. 2277–2284, ISSN 0043-1354.
- Gluszczak, L., Miron, D.S., Morais, B.S., Simões, R.R., Schetinger, M.R.C., Morsch, V.M., & Loro, V.L. Acute effects of glyphosate herbicide on metabolic and enzymatic parameters of silver catfish (*Rhamdia quelen*). *Comparative Biochemistry and Physiology Part C*, Vol. 146, n.4, pp.519-524, ISSN 1532-0456.
- González, D., & González-Sapienza, G. (2010). Clomazone immunoassay to study the environmental fate of the herbicide in Rice (*Oriza sativa*) agriculture. *Journal of Agricultural and Food Chemistry*, Vol.58, n.7, pp.4367-4371, ISSN 0021-8561.
- Gunasekara, A.S., Dela Cruz, I.D., Curtis, M.J., Claasen, V.P., & Tjeerdema, R.S. (2009). The behavior of clomazone in the soil environment. *Pest Management Science*, Vol.65, n.6, pp.711-716, ISSN 1526-4998.
- Hayes, T.B., Collins, A., Lee, M., Mendoza, M., Noriega, N., Stuart, A.A., & Vonk, A. (2002a). Hermaphroditic, demasculinized frogs after exposure to the herbicide atrazine at low ecologically relevant doses. *Proceedings of the National Academic of Sciences of the United States of America*, Vol.99, n.8, pp.5476–5480, ISSN 0027-8424.
- Hayes, T.B., Haston, K., Tsui, M., Hoang, A., Haeffele, C., & Vonk, A. (2002b). Atrazine-induced hermaphroditism at 0.1 ppb in American leopard frogs (*Rana pipiens*): laboratory and field evidence. *Environmental Health Perspectives*, Vol. 111, n.4, pp. 568–575, ISSN 0091-6765.
- Hayes, T.B., Haston, K., Tsui, M., Hoang, A., Haeffele, C., & Vonk, A. (2002c). Feminization of male frogs in the wild. *Nature*, Vol. 419, pp. 895–896, ISSN 0028-0836.
- Hayes, T.B., Khoury, V., Narayan, A., Nazir, M., Park, A., Brown, T., Adame, L., Chan, E., Buchholz, D., Stuaave, T., & Gallipeau, S. Atrazine induces complete feminization and chemical castration in male African clawed frogs (*Xenopus laevis*). *Proceedings of The National Academy of Sciences of The United States of America*, Vol. 107, n.10, pp.4612-4617, ISSN 1091-6490.
- Henares, M. N. P., Cruz, C., Gomes, G. R., Pitelli, R. A., & Machado, M. R. F. (2008). Toxicidade aguda e efeitos histopatológicos do herbicida diquat na brânquia e no fígado da tilápia nilótica (*Oreochromis niloticus*). *Acta Scientiarum Biological Sciences*, Vol. 30, n. 1, pp. 77-82, ISSN 1807-863X.
- Hermosin, M.C., & Cornejo, J. (1992). Removing 2,4-D from water by organo-clays. *Chemosphere*, Vol.24, n. 10, pp.1493-1503, ISSN 0045-6535.
- Inácio, J., Taviot-Gueho, C., Forano, C., & Besse, J. P. (2001). Adsorption of MCPA pesticide by MgAl-layered double hydroxides. *Applied Clay Science*, Vol.18, n. 5-6, pp. 255-264, ISSN 0169-1317.

- International Association of Environmental Analytical Chemistry - Sample Handling of Pesticides in Water, Active: Barcelona, 1994, p.8-9.
- Jablonowski, N.D., Köppchen, S., Hofmann, D., Schäffer, A., & Burauel, P. (2009). Persistence of ¹⁴C-labeled atrazine and its residues in a field lysimeter soil after 22 years. *Environmental Pollution*, Vol. 157, n.7, pp. 2126–2131, ISSN 0269-7491.
- Jacomini, A.E. Estudo da presença de herbicida ametrina em águas, sedimentos e moluscos, nas bacias hidrográficas do Estado de São Paulo. 113 p. Tese (Doutorado) – Faculdade de Filosofia, Ciências e Letras de Ribeirão Preto, USP, Ribeirão Preto, São Paulo, 2006.
- Kirksey, K. B., Hayes, R.M., Krueger, W.A., Mullins, C.A., & Muller, T.C. (1996). Clomazone dissipation in two Tennessee soils. *Weed Science*, Vol. 44, n. 4, pp. 959-963, ISSN 1550-2759.
- Kolpin, D.W., Barbash, J. E., & Gilliom, R. J. (2002). Atrazine and Metolachlor occurrence in shallow ground water of the United States, 1993 to 1995: Relations to explanatory factors. *Journal of the American Water Resources Association*, Vol.38, n.1, pp. 301-311, ISSN 1752-1688.
- Kreutz, L. C., Barcellos, L.J.G., Silva, T.O., Anziliero, D., Martins, D., Lorenson, M., Marteninghe, A., & Silva, L.B. (2008). Acute toxicity test of agricultural pesticides on silver catfish (*Rhamdia quelen*) fingerlings. *Ciência Rural*, Vol. 38, n. 4, p. 1050-1055, ISSN 0103-8478.
- Laabs, V., Amelung, W., Pinto, A.A., Wantzen, M., da Silva, C.J., & Zech, W. (2002). Pesticides in surface water, sediment and rainfall of the northeastern Pantanal basin, Brazil. *Journal of Environmental Quality*, Vol.31, n.5, p.1636-1648, ISSN 0047-2425.
- Lagaly, G. (2001). Pesticide-clay interactions and formulations. *Applied Clay Science*, Vol, 18, n.5-6, pp.205-209, ISSN 0169-1317.
- Lavorenti, A., Prata, F., & Regitano, J. B. (2003). Comportamento de pesticidas em solos: fundamentos. In: *Tópicos em ciência do solo*, Curi, N., Marques, J.J., Guilherme, L.R.G., Lima, J.M., Lopes, A.S., & Alvarez, V.V.H, pp. 335-400, Viçosa: Sociedade Brasileira de Ciência do Solo, ISSN 1519-3934, Viçosa, Brasil.
- Laws, E.A. (1993). *Aquatic pollution: an introductory text*. Interscience publication, John Wiley & Sons, ISBN: 978-0-471-34875-7, New York.
- Legrouri, A., Lakraimi, M., Barroug, A., De Roy, A., & Besse, J. P. (2005). *Water Research*, Vol. 39, n.15, pp.3441-3448, ISSN 0043-1354.
- Li, Y.N., Wu, H.L., Qing, X.D., Li, Q., Li, S.F., Fu, H.Y., Yu, Y.J., & Yu, R.Q. (2010). Quantitative analysis of triazine herbicides in environmental samples by using high performance liquid chromatography and diode array detection combined with second-order calibration based on an alternating penalty trilinear decomposition algorithm. *Analytica Chimica Acta*, Vol.678, n.1, pp.26-33, ISSN 0003-2670.
- Lombardi, J.V. (2004). Fundamentos de toxicologia aquática. In: *Sanidade de organismos aquáticos*, Ranzani-Paiva, M.J.T., Takemota, R.M., & Lizama, M.A.P, p.263-272, Livraria Varela, São Paulo.
- Loux, M. M., & Slife, F. W. (1989). Availability and persistence of imazaquin, imazethapyr and clomazone in soil. *Weed Science*, Vol. 37, n. 2, pp.259-267, ISSN 1550-2759.

- Lyman, W. J., Reehl, W. F., & Rosenblatt, D. H. (1990). *Handbook of chemical property estimation methods: Environmental behavior of organic chemicals*, American Chemical Society, ISBN 978-0841217614, Washington.
- Macedo, J.A.B. (2002). *Introdução a química ambiental (Química, meio ambiente e sociedade)*, Juiz de Fora, Brasil.
- Magalhães, D.P., & Filho, A.S.F. (2008). A ecotoxicologia como ferramenta no biomonitoramento de ecossistemas aquáticos. *Oecologia Brasiliensis*, Vol.12, pp. 355-381, ISSN 1980-6442.
- Marchesan, E., Zanella, R., Avila, L. A., Camargo, E. R., Machado, S. L. O., & Macedo, V. R. M. (2007). Rice herbicide monitoring in two Brazilian rivers during the rice growing season. *Scientia Agricola*, Vol.64, n.2, pp.131-137, ISSN 0103-9016.
- Marschner, A. (1999). Biologische Bodensanierung und ihre Erfolgskontrolle durch Biomonitoring, In: *Okotoxikologie – Okosystemare Ansätze und Methoden Oehlmann, Oehlmann, J., & Markert, B*, pp. 568-576, Ecomed, Landsberg, Alemanha.
- Mervosh, T. L., Simms, G. K., & Stoller, E. W. (1995). Clomazone fate as affected by microbial activity, temperature, and soil moisture. *Journal of Agricultural and Food Chemistry*, Vol. 43, n.2, pp. 537-543, ISSN 1520-5118.
- Moore, M. T., Rodgers, J.H., Smith, S. Jr., & Cooper, C.M. (2001). Mitigation of metolachlor-associated agricultural runoff using constructed wetlands in Mississippi, USA. *Agriculture, Ecosystems and Environment*, Vol.84, n.2, pp.169-176, ISSN 0167-8809.
- Neskovic, N. K., Elezovic, I., Karan, V., Poleksic, V., & Budimir, M. Acute and subacute toxicity of atrazine to carp. *Ecotoxicology and Environmental Safety*, Vol. 25, n.2, pp. 173-182, ISSN 0147-6513.
- Nevado, J.J.B., Cabanillas, C.G., Llerena, M.J.V., & Robledo, V.R. (2007). Sensitive SPE CG-MS-SIM screening of endocrine-disrupting herbicides and related degradation products in natural surface waters and robustness study. *Microchemical Journal*, Vol.87, n.1, pp.62-71, ISSN 0026-265X.
- Nimmo, D.R. (1985). Pesticides, In: *Fundamentals of aquatic toxicology: methods and applications*, Rand, G.M., & Petrocelli, S.R, pp 335-373, Hemisphere, ISBN 9780891163022, New York. Organization for Economic Cooperation and Development. OECD Guidelines for Testing Chemicals – Fish, Prolonged Toxicity Test: 14-day Study. Guideline 204. 1984. 9p.
- Nwani, C.D., Lakra, W.S., Nagpure, N.S., Kumar, R., Kushwaha, B., & Srivastava, S.K. Toxicity of the Herbicide Atrazine: Effects on Lipid Peroxidation and Activities of Antioxidant Enzymes in the Freshwater Fish *Channa Punctatus* (Bloch). *International Journal of Environmental Research and Public Health*, Vol.7, pp.3298-3312, ISSN 1660-4601.
- Oliveira – Junior, R.O., & Regitano, J.B. (2009). Dinâmica de pesticidas do solo, In: *Química e mineralogia do solo*, Alleoni, L.R.F., & Melo, V.F, Viçosa: Minas Gerais, Brasil.
- Organization for Economic Cooperation and Development). OECD Guidelines for Testing Chemicals – Fish, Acute Toxicity Test. Guideline 203. 1992. 9p.
- Organization for Economic Cooperation and Development). OECD Guidelines for Testing Chemicals – *Daphnia magna* Reproduction Test. Guideline 211. 1998. 21p.
- Organization for Economic Cooperation and Development). OECD Guidelines for Testing Chemicals – *Daphnia sp.*, Acute Immobilization Test. Guideline 202. 2004. 12p.

- Palma, P., Palma, V.L., Matos, C., Fernandes, R.M., Bohn, A., Soares, A.M.V.M., & Barbosa, I.R. (2009). Effects of atrazine and endosulfan sulphate on the ecdysteroid system of *Daphnia magna*. *Chemosphere*, Vol.74, n.5, pp.676-681, ISSN 0045-6535.
- Pan 2011 - Pesticide Action Network. Atrazine. 29 de Agosto de 2011, available from: <http://www.panna.org/resources/specific-pesticides/atrazine#3>.
- Parshley T. (2000). Report of an Alleged Adverse Effect from Atrazine: Atrazine Technical. EPA Reg. no. 100-529. Washington, DC: U.S. Environmental Protection Agency.
- Patty, L., Real, B., & Grill, J.J. (1997). The use of grassed buffer strips to remove pesticides, nitrates and soluble phosphorus compounds from runoff water. *Pesticide Science*, Vol.49, n.3, pp.243-251, ISSN 1096-9063.
- Pick, F.E., Van Dyk, L.P., & Botha, E. (1992). Atrazine in ground and surface water in maize production areas of the transvaal, South Africa. *Chemosphere*, Vol. 25, n. 3, pp. 335-341, ISSN 0045-6535.
- Plaa, G.L. (1982). Present status: toxic substances in the environment. *Canadian Journal of physiology and Pharmacology*, Vol.60, n.7, pp.1010-1016, ISSN 1205-7541.
- Queiroz, R.H.C., Lanchote, V.L., Bonato, P.S., Tozzato, E., Carvalho, D., Gomes, M.A., & Cerdeira, A.L. (1999). Determination of ametryn herbicide by bioassay and gas chromatography-mass spectrometry in analysis of residues in drinking water. *Bolletino Chimico Farmaceutico*, Vol.138, n.6, pp.249-252, ISSN 0006-6648.
- Ran, Y., He, Y., Yang, G., Johnson, J.L.H., & Yalkowsky, S.H. (2002). Estimation of aqueous solubility of organic compounds by using the general solubility equation. *Chemosphere*, Vol.48, n.5, pp.487-509, ISSN 0045-6535.
- Rand, M., & Petrocelli, S.R. (1985). *Fundamentals of aquatic toxicology: Methods and application*. London, Hemisphere Publishing Corporation, USA.
- Rodrigues, B.N., & Almeida, F.S. (2005). *Guia de herbicidas*. Grafmake, ISBN 8590532119, Londrina, Brasil.
- Roman, E.E., Beckie, H., Vargas, L., Hall, L., Rizzardi, M.A., & Wolf, T.M. (2007). *Como funcionam os herbicidas da biologia à aplicação*, Gráfica Editora Berthier, Passo Fundo, Brasil.
- Sablji, A., Güsten, H., Verhaar, H., & Hermens, J. (1995). QSAR modelling of soil sorption. Improvements and systematics of log KOC vs. log KOW correlations. *Chemosphere*, Vol. 31, n.11-12, pp. 4489-4514, ISSN 0045-6535.
- Sanches, S.M., Da Silva, C.H.T., De Campos, S.X., & Vieira, E.M. (2003). Pesticidas e seus respectivos riscos associados a contaminação da água. *Pesticidas: Revista Ecotoxicologia e Meio Ambiente*, Vol.13, n. 0, pp. 53-58, ISSN 1983-9847.
- Santos, F.M., Marchesan, E., Machado, S.L.O., Avila, L.A., Zanella, R., & Gonçalves, F.F. (2008). Persistência dos herbicidas imazethapyr e clomazone em lâmina de água do arroz irrigado. *Planta Daninha*, Vol.26, n.4, pp.875-881, ISSN 0100-8358.
- Sass, J.B., & Colangelo, A. (2006). European Union bans atrazine, while United States negotiates continued use. *International Journal of Occupational and Environmental Health*, Vol. 12, n. 13, pp. 260-267, ISSN 1077-3525.
- Senseman, S. A. (2007). *Herbicide handbook*, Lawrence: Weed Science Society of America.
- Silva, J.M., & Santos, J.R. (2007). Toxicologia de agrotóxicos em ambientes aquáticos. *Oecologia Brasiliensis*, Vol.11, n.4, pp.565-573, ISSN 1980-6442.
- Sindicato Nacional da Indústria de Produtos para Defesa Agrícola. (2010). 01 de Agosto de 2011, Available from: <http://www.sindag.com.br/>.

- Socias-Viciana, M. M., Hermosin, M. C., & Cornejo, J. (1998). Removing prometryn from water by clays and organic clays. *Chemosphere*, Vol.37, n.2, pp.289-298, ISSN 0045-6535.
- Spadotto, C.A. (2002). Indicadores de Impacto Ambiental. Comitê de Meio Ambiente, 14 de Agosto de 2011, Available from: <http://www.cnpma.embrapa.br/herbicidas/>.
- Strandberg, M.T., & Scott-Fordsmand, J.J. (2002). Field effects of simazine at lower trophic levels – a review. *Science of the Total Environment*, Vol.296, n.1-3 , pp.117-137, ISSN 0048-9697..
- Trovo, A. G., Villa, R. D., & Nogueira, R. F. P. (2005). Utilização de reações foto-Fenton na prevenção de contaminações agrícolas. *Química Nova*, Vol. 28, n.5, pp. 847-851, ISSN 1678-7064.
- U.S. Environmental Protection Agency, 2009, Glossary of technical terms: U.S. Environmental Protection Agency, access date May 24, 2011
- Villa, M. V., Sanchez-Martin, M. J., Sanchez-Camazano, M. J. (1999). Hydrotalcites and organo-hydrotalcites as sorbents for removing pesticides from water. *Journal of Environmental Science and Health, Part B*, Vol.34, n. 3, pp.509-525, ISSN 1539-4109.
- Yassir, A., Lagacherie, B., Houot , S., & Soulas, G. (1999). Microbial aspects of atrazine biodegradation in relation to history of soil treatment. *Pesticide Science*, Vol.55, n. ,pp. 799-809, ISSN 1096-9063.
- Zambonin, C.G., & Palmisano, F. (2000). Determination of triazines in soil leachates by solid-phase microextraction coupled to gás chromatography-mass spectrometry. *Journal of Chromatography A*, Vol.874, n.2, pp.247-255, ISSN 0021-9673.



Herbicides - Properties, Synthesis and Control of Weeds

Edited by Dr. Mohammed Nagib Hasaneen

ISBN 978-953-307-803-8

Hard cover, 492 pages

Publisher InTech

Published online 13, January, 2012

Published in print edition January, 2012

This book is divided into two sections namely: synthesis and properties of herbicides and herbicidal control of weeds. Chapters 1 to 11 deal with the study of different synthetic pathways of certain herbicides and the physical and chemical properties of other synthesized herbicides. The other 14 chapters (12-25) discussed the different methods by which each herbicide controls specific weed population. The overall purpose of the book, is to show properties and characterization of herbicides, the physical and chemical properties of selected types of herbicides, and the influence of certain herbicides on soil physical and chemical properties on microflora. In addition, an evaluation of the degree of contamination of either soils and/or crops by herbicides is discussed alongside an investigation into the performance and photochemistry of herbicides and the fate of excess herbicides in soils and field crops.

How to reference

In order to correctly reference this scholarly work, feel free to copy and paste the following:

Rafael Grossi Botelho, João Pedro Cury, Valdemar Luiz Tornisielo and José Barbosa dos Santos (2012). Herbicides and the Aquatic Environment, *Herbicides - Properties, Synthesis and Control of Weeds*, Dr. Mohammed Nagib Hasaneen (Ed.), ISBN: 978-953-307-803-8, InTech, Available from: <http://www.intechopen.com/books/herbicides-properties-synthesis-and-control-of-weeds/herbicides-and-the-aquatic-environment>

INTECH
open science | open minds

InTech Europe

University Campus STeP Ri
Slavka Krautzeka 83/A
51000 Rijeka, Croatia
Phone: +385 (51) 770 447
Fax: +385 (51) 686 166
www.intechopen.com

InTech China

Unit 405, Office Block, Hotel Equatorial Shanghai
No.65, Yan An Road (West), Shanghai, 200040, China
中国上海市延安西路65号上海国际贵都大饭店办公楼405单元
Phone: +86-21-62489820
Fax: +86-21-62489821

© 2012 The Author(s). Licensee IntechOpen. This is an open access article distributed under the terms of the [Creative Commons Attribution 3.0 License](#), which permits unrestricted use, distribution, and reproduction in any medium, provided the original work is properly cited.