

# Coexistence of Synchronization and Anti-Synchronization for Chaotic Systems via Feedback Control

Hammami Sonia and Benrejeb Mohamed  
 UR LARA Automatique, École Nationale d'Ingénieurs de Tunis  
 BP 37, Tunis le Belvédère 1002  
 Tunisia

## 1. Introduction

The study of chaos can be introduced in several applications as: medical field, fractal theory, electrical circuits and secure communication, essentially based on synchronization techniques.

The synchronization for chaotic systems has been extended to the scope, such as generalized synchronization, phase synchronization, lag synchronization, and even anti-synchronization (Pecora & Carroll, 1990; Wu & Chua, 1993; Michael et al., 1996; Bai & Lonngsen, 1997; Yang & Duan, 1998; Taherion & Lai, 1999; Zhang & Sun, 2004; Li, 2005; Yassen, 2005; Hammami et al., 2009; Juhn et al., 2009; Hammami et al., 2010b).

For an  $n$  master chaotic system coupled to an  $n$  slave one, described respectively by  $\dot{x}_m(t) = f(x_m(t))$  and by  $\dot{x}_s(t) = g(x_s(t))$ , where  $x_m$  and  $x_s$  are phase space variables, and  $f(\cdot)$  and  $g(\cdot)$  the corresponding nonlinear functions, the synchronization in a direct sense implies that  $|x_s(t) - x_m(t)| \rightarrow 0$  as  $t \rightarrow +\infty$ .

The property of anti-synchronization constitutes a prevailing phenomenon in symmetrical oscillators, in which the state vectors have the same absolute values but opposite signs, which implies that  $|x_s(t) + x_m(t)| \rightarrow 0$  as  $t \rightarrow +\infty$ .

When synchronization and anti-synchronization coexist, simultaneously, in chaotic systems, the synchronization is called hybrid synchronization (Juhn et al., 2009).

## 2. Chaotic hybrid synchronization and stability study

Let consider the chaotic master system ( $S_m$ ) described, in the state space, by:

$$\dot{x}_m(t) = A(x_m(t))x_m(t) \quad (1)$$

coupled with the following forced slave system ( $S_s$ ):

$$\dot{x}_s(t) = A(x_s(t))x_s(t) + B(x_s(t))u(t) \quad (2)$$

where  $x_m$  and  $x_s$  are the  $n$  state vectors of the considered systems ( $S_m$ ) and ( $S_s$ ), respectively,  $x_{mT} = [x_{m1} \dots x_{mn}]^T$ ,  $x_{sT} = [x_{s1} \dots x_{sn}]^T$ ,  $u$  the  $h$  control vector,  $u = [u_1 \dots u_h]^T$ ,  $A(\cdot)$  an  $n \times n$  instantaneous characteristic matrix, and  $B(\cdot)$  an  $n \times h$  instantaneous control matrix.

Let denote by  $e_S$  the state synchronous error:

$$e_S(t) = x_s(t) - x_m(t) \tag{3}$$

and  $e_{AS}$  the anti-synchronous one:

$$e_{AS}(t) = x_s(t) + x_m(t) \tag{4}$$

$e_S = [e_{S1} \dots e_{Sn}]^T$ ,  $e_{AS} = [e_{AS1} \dots e_{ASn}]^T$ , and consider that the hybrid synchronization of the two chaotic systems, ( $S_m$ ) and ( $S_s$ ), is achieved if the following conditions hold (Juhn et al., 2009):

$$\begin{cases} \lim_{t \rightarrow +\infty} |e_{Si}(t)| = \lim_{t \rightarrow +\infty} |x_{si}(t) - x_{mi}(t)| = 0, \forall i = 1, 2, \dots, p, p < n \\ \lim_{t \rightarrow +\infty} |e_{ASj}(t)| = \lim_{t \rightarrow +\infty} |x_{sj}(t) + x_{mj}(t)| = 0, \forall j = p + 1, \dots, n \end{cases} \tag{5}$$

The satisfaction of the first relations of conditions (5) means that the synchronization property as far as  $p$  states of the error vector are concerned is satisfied. Nevertheless, the fulfilment of the second relations of the same system (5) guarantees the anti-synchronism relatively to the  $(n - p)$  remaining states.

Then, the problem consisting in studying the convergence of both synchronous and anti-synchronous errors is equivalent to a stability study problem.

To force this property to the error system characterizing the evolution of the error vector of the coupled chaotic systems, one solution is to design a suitable feedback control law  $u(t)$  of the slave system which can be chosen in the form, Fig. 1. (Kapitanialc, 2000):

$$u(t) = -K(x_s(t), x_m(t))(x_s(t) \Delta x_m(t)) \tag{6}$$

such that, the operator  $\Delta$  is replaced by the sign  $(-)$  in the synchronization case and by the sign  $(+)$  in the anti-synchronization one;  $K(\cdot)$  is an  $h \times n$  nonlinear gain matrix.

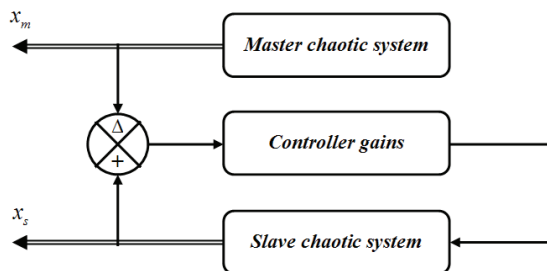


Fig. 1. Schematic representation of two chaotic systems synchronized in hybrid manner

The determination of the controller's gains, intended for the hybrid synchronization of the dynamic coupled master-slave chaotic system, is considered in the following section.

### 3. Analytic synchronization conditions of chaotic systems (Benrejeb & Hammami, 2008; Hammami, 2009; Hammami et al., 2010a)

To guarantee the synchronization as well as the anti-synchronization of chaotic systems, proposed approaches are based on the choice of both adapted stability method and of system description.

#### 3.1 Case of nonlinear monovariable systems

Let consider the error dynamic system described by (7) in the monovariable case:

$$\dot{e}(t) = \hat{A}(x_s(t), x_m(t))e(t) + \hat{B}(x_s(t), x_m(t))u(t) \tag{7}$$

$$u(t) = -K(x_s(t), x_m(t))e(t) \tag{8}$$

with  $u \in \mathbb{R}$ ,  $\hat{A}(\cdot) = \{\hat{a}_{ij}(\cdot)\}$ ,  $\hat{B}(\cdot) = \{\hat{b}_i(\cdot)\}$ , and  $K(\cdot) = \{k_j(\cdot)\}$ ,  $\forall i, j = 1, \dots, n$ , and the characteristic matrix of the closed-loop system  $\tilde{A}(\cdot)$ , defined by:

$$\tilde{A}(\cdot) = \hat{A}(\cdot) - \hat{B}(\cdot)K(\cdot) \tag{9}$$

**Theorem 1.** *The system described by (7) and (8) and verifying (10):*

$$\hat{a}_{ij}(\cdot) - \hat{b}_i(\cdot)k_j(\cdot) = 0 \quad \forall i, j = 1, \dots, n-1 \text{ for } i \neq j \tag{10}$$

such that:

- i. the nonlinear elements are located in either one row or one column of the matrix  $\tilde{A}(\cdot)$ ,
- ii. the diagonal elements  $(\hat{a}_{ii}(\cdot) - \hat{b}_i(\cdot)k_i(\cdot))$  of the matrix  $\tilde{A}(\cdot)$  are such that:

$$(\hat{a}_{ii}(\cdot) - \hat{b}_i(\cdot)k_i(\cdot)) < 0 \quad \forall i = 1, \dots, n-1 \tag{11}$$

is asymptotically stable, if there exist  $\varepsilon > 0$  such that:

$$\left( \hat{a}_{mm}(\cdot) - \hat{b}_n(\cdot)k_n(\cdot) \right) - \sum_{i=1}^{n-1} \left[ \left( \hat{a}_{ni}(\cdot) - \hat{b}_n(\cdot)k_i(\cdot) \right) \left( \hat{a}_{im}(\cdot) - \hat{b}_i(\cdot)k_n(\cdot) \right) \left( \hat{a}_{ii}(\cdot) - \hat{b}_i(\cdot)k_i(\cdot) \right)^{-1} \right] \leq -\varepsilon \tag{12}$$

**Proof.** Conditions (10) lead to an arrow form closed-loop characteristic matrix  $\tilde{A}(\cdot)$  (Benrejeb, 1980), called Benrejeb matrix (Borne et al., 2007):

$$\tilde{A}(\cdot) = \begin{bmatrix} \times & & & \times \\ & \times & & \times \\ & & \ddots & \vdots \\ & & & \times & \times \\ \times & \times & \dots & \times & \times \end{bmatrix} \tag{13}$$

The choice of a comparison system having a characteristic matrix  $\tilde{M}(\tilde{A}(\cdot))$ , relatively to the vectorial norm  $p(z) = [|z_1| \dots |z_n|]^T$ ,  $z = [z_1 \dots z_n]^T$ , leads, when the nonlinearities are isolated in either one row or one column, to the following sufficient conditions, by the use of Borne-Gentina practical stability criterion (Borne & Benrejeb, 2008):

$$(-1)^i \tilde{M}(\tilde{A}(\cdot)) \begin{pmatrix} 1 & 2 & \dots & i \\ 1 & 2 & \dots & i \end{pmatrix} > 0 \quad \forall i = 1, 2, \dots, n \tag{14}$$

This criterion, useful for the stability study of complex and large scale systems generalizes the Kotelyanski lemma for nonlinear systems and defines large classes of systems for which the linear conjecture can be verified, either for the initial system or for its comparison system.

The comparison system associated to the previous vectorial norm  $p(z)$ , is defined, in this case, by the following differential equations:

$$\dot{z}(t) = \tilde{M}(\tilde{A}(\cdot))z(t) \tag{15}$$

such that the elements  $\tilde{m}_{ij}(\cdot)$  of  $\tilde{M}(\tilde{A}(\cdot))$  are deduced from the ones of the matrix  $\tilde{A}(\cdot)$  by substituting the off-diagonal elements by their absolute values, which can be written as:

$$\begin{cases} \tilde{m}_{ii}(\cdot) = \tilde{a}_{ii}(\cdot) \quad \forall i = 1, \dots, n \\ \tilde{m}_{ij}(\cdot) = |\hat{a}_{ij}(\cdot) - \hat{b}_i(\cdot)k_j(\cdot)| \quad \forall i, j = 1, \dots, n, i \neq j \end{cases} \tag{16}$$

The system (7) is then stabilized by (8) if the matrix  $\tilde{M}(\tilde{A}(\cdot))$  is the opposite of an  $M$ -matrix, or equivalently, by application of the practical Borne-Gentina criterion:

$$\begin{cases} \tilde{a}_{ii}(\cdot) < 0 \quad \forall i = 1, 2, \dots, n-1 \\ (-1)^n \det(\tilde{M}(\tilde{A}(\cdot))) > 0 \end{cases} \tag{17}$$

The development of the first member of the last inequality of (17):

$$(-1)^n \det(\tilde{M}(\tilde{A}(\cdot))) = (-1) \left( \tilde{a}_{nn}(\cdot) - \sum_{i=1}^{n-1} (|\tilde{a}_{ni}(\cdot)\tilde{a}_{in}(\cdot)|\tilde{a}_{ii}^{-1}(\cdot)) \right) (-1)^{n-1} \prod_{j=1}^{n-1} \tilde{a}_{jj}(\cdot) \tag{18}$$

achieves easily the proof of theorem 1.

**Corollary 1.** *The system described by (7) and (8) and verifying (10) such that:*

- i. *the nonlinear elements are located in either one row or one column of the matrix  $\tilde{A}(\cdot)$ ,*
- ii. *the diagonal elements  $(\hat{a}_{ii}(\cdot) - \hat{b}_i(\cdot)k_i(\cdot))$ ,  $\forall i = 1, \dots, n-1$ , of the matrix  $\tilde{A}(\cdot)$  are strictly negative,*
- iii. *the products of the off-diagonal elements of the matrix  $\tilde{A}(\cdot)$  are such that:*

$$(\hat{a}_{ni}(\cdot) - \hat{b}_n(\cdot)k_i(\cdot))(\hat{a}_{im}(\cdot) - \hat{b}_i(\cdot)k_n(\cdot)) \geq 0 \quad \forall i = 1, \dots, n-1 \tag{19}$$

is asymptotically stable if there exist  $\varepsilon > 0$  for which the instantaneous characteristic polynomial  $P_{\tilde{A}(\cdot)}(\cdot, \lambda)$  of  $\tilde{A}(\cdot)$  satisfies the condition:

$$P_{\tilde{A}(\cdot)}(\cdot, 0) = (-1)^n \det\left(M\left(\tilde{A}(\cdot)\right)\right) \geq \varepsilon \tag{20}$$

**Proof.** The proof of corollary 1 is inferred of theorem 1 by taking into account the new added iii. conditions, which guarantee, through a simple transformation, the identity of the matrix  $\tilde{A}(\cdot)$  and its overvaluing matrix  $\tilde{M}\left(\tilde{A}(\cdot)\right)$ .

These conditions, associated to aggregation techniques based on the use of vector norms, have led to stability domains for a class of Lur'e Postnikov systems whereas, for example, Popov stability criterion use failed (Benrejeb, 1980).

### 3.2 Nonlinear multivariable systems case

In the case of nonlinear multivariable systems, let us consider the closed-loop error system described by:

$$\dot{e}(t) = \hat{A}(\cdot)e(t) + \hat{B}(\cdot)u(t) \tag{21}$$

$$u(t) = -K(\cdot)e(t) \tag{22}$$

then by:

$$\dot{e}(t) = \tilde{A}(\cdot)e(t) \tag{23}$$

$$\tilde{A}(\cdot) = \hat{A}(\cdot) - \hat{B}(\cdot)K(\cdot) \tag{24}$$

with  $u \in \mathbb{R}^h$  the control vector,  $\hat{A}(\cdot)$  the  $n \times n$  instantaneous characteristic matrix,  $\hat{A}(\cdot) = \{\hat{a}_{ij}(\cdot)\}$ ,  $\hat{B}(\cdot)$  the  $n \times h$  control matrix,  $\hat{B}(\cdot) = \{\hat{b}_{ij}(\cdot)\}$  and  $K(\cdot)$  the  $h \times n$  instantaneous gain matrix,  $K(\cdot) = \{k_{ij}(\cdot)\}$ .

The conditions allowing to put  $\tilde{A}(\cdot)$  under arrow form, are expressed as follows:

$$\hat{a}_{ij}(\cdot) - \sum_{l=1}^h \hat{b}_{il}(\cdot)k_{lj}(\cdot) = 0 \quad \forall i, j = 1, \dots, n-1, i \neq j \tag{25}$$

Then, a necessary condition leading to the existence of a control law is that the number of equations to solve,  $(n-1)(n-2)$ , must be less than or equal to the number of unknown parameters,  $n \times h$ , then:

$$h \geq n - 2 \tag{26}$$

**Remark 1.** If there exist  $i, i < n$ , such that  $\hat{b}_{il}(\cdot), \forall l = 1, \dots, h$ , is equal to zero and by considering the conditions (25) allowing to put the matrix  $\tilde{A}(\cdot)$  under the arrow form, the system (21) must be such that:

$$\hat{a}_{ij}(\cdot) = 0 \quad \forall j = 1, \dots, n-1 \text{ for } i \neq j \tag{27}$$

**Remark 2.** If all the elements  $\hat{b}_{il}(\cdot), \forall i=1, \dots, n-1, \forall l=1, \dots, h$ , are equal to zero, then the equations (25) cannot be satisfied only in the particular case where the matrix  $\hat{A}(\cdot)$  is under the arrow form; that is to say, that all the elements  $\hat{a}_{ij}(\cdot), \forall i, j=1, \dots, n-1$ , for  $i \neq j$ , are equal to zero, due to:

$$\sum_{l=1}^h \hat{b}_{il}(\cdot)k_{lj}(\cdot) = 0 \quad \forall i, j=1, \dots, n-1, i \neq j \quad (28)$$

**Theorem 2.** The system described by (21) and (22) and verifying (25) and (26), is stabilized by the control law (22) if the instantaneous characteristic matrix  $\tilde{A}(\cdot)$ , defined by (24), is such that:

- i. the nonlinear elements are located in either one row or one column of the matrix  $\tilde{A}(\cdot)$ ,
- ii. the first  $(n-1)$  diagonal elements of the matrix  $\tilde{A}(\cdot)$  are such that:

$$\left( \hat{a}_{ii}(\cdot) - \sum_{l=1}^h \hat{b}_{il}(\cdot)k_{li}(\cdot) \right) < 0 \quad \forall i=1, 2, \dots, n-1 \quad (29)$$

- iii. there exist  $\varepsilon > 0$ , such that:

$$\left( \hat{a}_{nn}(\cdot) - \sum_{l=1}^h \hat{b}_{nl}(\cdot)k_{ln}(\cdot) \right) - \sum_{i=1}^{n-1} \left[ \left( \hat{a}_{ni}(\cdot) - \sum_{l=1}^h \hat{b}_{nl}(\cdot)k_{li}(\cdot) \right) \left( \hat{a}_{in}(\cdot) - \sum_{l=1}^h \hat{b}_{il}(\cdot)k_{ln}(\cdot) \right) \right] \left[ \times \left( \hat{a}_{ii}(\cdot) - \sum_{l=1}^h \hat{b}_{il}(\cdot)k_{li}(\cdot) \right)^{-1} \right] \leq -\varepsilon \quad (30)$$

**Proof.** The proof of theorem 2 is similar to the theorem 1 relatively to the dynamic nonlinear monovariate continuous system; the conditions (29) and (30) are inferred from the conditions (11) and (12), by replacing the elements  $\tilde{a}_{ij}(\cdot)$  by their expressions according to the elements of  $\hat{A}(\cdot)$ ,  $\hat{B}(\cdot)$  and  $K(\cdot)$  matrices.

**Remark 3.** The previous results, well adapted for multivariable systems, can be applied only for monovariate ones which are, at most, of third order, by respect to the above-mentioned necessary condition (26).

Although, according to the class of systems described by differential scalar equation, the arrow form matrix can be advantageously used in a different way.

In such a view, let us consider the closed-loop nonlinear system assumed to be described by the following differential scalar equation:

$$s^{(n)}(t) + \sum_{i=0}^{n-1} a_i(s(t), s'(t), \dots, s^{(n-1)}(t))s^{(i)}(t) = 0 \quad (31)$$

$s$  is the output,  $s \in \mathbb{R}$ ,  $y$  the state vector  $y = [s \ s' \ \dots \ s^{(n-1)}]^T$ ,  $y \in \mathbb{R}^n$ , and  $a_i(\cdot), \forall i=0, 1, \dots, n-1$ , coefficients of the instantaneous characteristic polynomial  $P_{A(\cdot)}(\cdot, \lambda)$  of the matrix  $A(\cdot)$ , such that:

$$P_{A(\cdot)}(\cdot, \lambda) = \det(\lambda \mathbb{I} - A(\cdot)) = \lambda^n + \sum_{i=0}^{n-1} a_i(\cdot)\lambda^i \quad (32)$$

The system (31) can be rewritten as:

$$\dot{y}(t) = A(\cdot)y(t) \tag{33}$$

$$A(\cdot) = \begin{bmatrix} 0 & 1 & 0 & \dots & 0 \\ \vdots & \ddots & \ddots & \ddots & \vdots \\ 0 & & & & 0 \\ 0 & & \dots & 0 & 1 \\ -a_0(\cdot) & & & & -a_{n-1}(\cdot) \end{bmatrix} \tag{34}$$

The change of base defined by (Benrejeb, 1980):

$$y = Px \tag{35}$$

$$P = \begin{bmatrix} 1 & 1 & \dots & 1 & 0 \\ \alpha_1 & \alpha_2 & \dots & \alpha_{n-1} & \vdots \\ \vdots & \vdots & & \vdots & \vdots \\ \alpha_1^{n-2} & \alpha_2^{n-2} & \dots & \alpha_{n-1}^{n-2} & 0 \\ \alpha_1^{n-1} & \alpha_2^{n-1} & \dots & \alpha_{n-1}^{n-1} & 1 \end{bmatrix} \tag{36}$$

with  $\alpha_i, \forall i = 1, 2, \dots, n-1$ , distinct arbitrary constant parameters,  $\alpha_i \neq \alpha_j, \forall i \neq j$ , leads to the following description:

$$\dot{\tilde{x}}(t) = \tilde{A}(\cdot)x(t) \tag{37}$$

where the new instantaneous characteristic matrix, denoted by  $\tilde{A}(\cdot)$  is in the Benrejeb arrow form:

$$\tilde{A}(\cdot) = P^{-1}A(\cdot)P \tag{38}$$

$$\tilde{A}(\cdot) = \begin{bmatrix} \alpha_1 & & & \beta_1 \\ & \ddots & & \vdots \\ & & \alpha_{n-1} & \beta_{n-1} \\ \gamma_1(\cdot) & \dots & \gamma_{n-1}(\cdot) & \gamma_n(\cdot) \end{bmatrix} \tag{39}$$

with:

$$\beta_i = \prod_{\substack{i,j=1 \\ i \neq j}}^{n-1} (\alpha_i - \alpha_j)^{-1} \tag{40}$$

$$\gamma_i(\cdot) = -P_{\tilde{A}(\cdot)}^{-1}(\cdot, \alpha_i) \quad \forall i = 1, 2, \dots, n-1 \tag{41}$$

$$\gamma_n(\cdot) = -a_{n-1}(\cdot) - \sum_{i=1}^{n-1} \alpha_i \tag{42}$$

For the system described by (37) and (39), the application of Borne-Gentina criterion can lead to the stability conditions of the studied nonlinear system as shown in the following.

The equilibrium state of the nonlinear system (37) is asymptotically stable if the conditions:

$$i. \quad \alpha_i < 0, \quad i = 1, \dots, n-1, \quad \alpha_i \neq \alpha_j, \quad \forall i \neq j \quad (43)$$

ii. there exist a positive parameter  $\varepsilon$ , such that:

$$\gamma_n(\cdot) - \sum_{i=0}^{n-1} |\beta_i \gamma_i(\cdot)| \alpha_i^{-1} \leq -\varepsilon \quad (44)$$

are satisfied.

When the  $(n-1)$  products  $\beta_i \gamma_i(\cdot)$ ,  $\forall i = 1, \dots, n-1$ , are non-negative, the condition (44) can be reduced and stated, by means of the instantaneous characteristic polynomial of the matrix  $\tilde{A}(\cdot)$ , in the following manner:

$$P_{\tilde{A}(\cdot)}(\cdot, 0) \geq \varepsilon \quad (45)$$

which constitutes a verification case of the validity of the linear Aizerman conjecture.

## 4. Synchronization and anti-synchronization cases

### 4.1 Synchronization of two identical coupled chaotic Chen systems

In this part, let focus on the problem of synchronization process of two identical coupled chaotic Chen dynamical systems.

The studied system is described by the following differential equations (Fallahi et al., 2008):

$$\begin{bmatrix} \dot{x}_1(t) \\ \dot{x}_2(t) \\ \dot{x}_3(t) \end{bmatrix} = \begin{bmatrix} -\alpha & \alpha & 0 \\ \gamma - \alpha & \gamma & 0 \\ 0 & 0 & -\beta \end{bmatrix} \begin{bmatrix} x_1(t) \\ x_2(t) \\ x_3(t) \end{bmatrix} + \begin{bmatrix} 0 \\ -x_1(t)x_3(t) \\ x_1(t)x_2(t) \end{bmatrix} \quad (46)$$

where  $\alpha$ ,  $\beta$  and  $\gamma$  are three positive parameters.

The system (46) exhibits a chaotic attractor at the parameter values:  $\alpha = 35$ ,  $\beta = 3$  and  $\gamma = 28$ , starting at the initial value of the state vector  $x(0) = [1 \quad 1 \quad 0.5]^T$ , Fig. 2.

Obviously, the Chen nonlinear model can also be presented by respect to the following model:

$$\dot{x}(t) = A(\cdot)x(t) \quad (47)$$

where  $x(t) = [x_1(t) \quad x_2(t) \quad x_3(t)]^T$  is the state vector and  $A(\cdot)$  the instantaneous characteristic matrix such that:

$$A(\cdot) = \begin{bmatrix} -\alpha & \alpha & 0 \\ \gamma - \alpha & \gamma & -x_1(t) \\ 0 & x_1(t) & -\beta \end{bmatrix} \quad (48)$$

At this stage, we choose a master Chen system given by:



$$\begin{cases} \dot{x}_{m1}(t) = \alpha(x_{m2}(t) - x_{m1}(t)) \\ \dot{x}_{m2}(t) = (\gamma - \alpha - x_{m3}(t))x_{m1}(t) + \gamma x_{m2}(t) \\ \dot{x}_{m3}(t) = x_{m1}(t)x_{m2}(t) - \beta x_{m3}(t) \end{cases} \quad (49)$$

which drives a slave Chen system described by:

$$\begin{cases} \dot{x}_{s1}(t) = \alpha(x_{s2}(t) - x_{s1}(t)) \\ \dot{x}_{s2}(t) = (\gamma - \alpha - x_{s3}(t))x_{s1}(t) + \gamma x_{s2}(t) + u_1(t) \\ \dot{x}_{s3}(t) = x_{s1}(t)x_{s2}(t) - \beta x_{s3}(t) + u_2(t) \end{cases} \quad (50)$$

$u_i(t)$ ,  $i = 1, 2$ , are the appropriate control functions to be determined.

It comes the error dynamics equations below:

$$\begin{cases} \dot{e}_{S1}(t) = \alpha(e_{S2}(t) - e_{S1}(t)) \\ \dot{e}_{S2}(t) = (\gamma - \alpha)e_{S1}(t) + \gamma e_{S2}(t) + (x_{m1}(t)x_{m3}(t) - x_{s1}(t)x_{s3}(t)) + u_1(t) \\ \dot{e}_{S3}(t) = -\beta e_{S3}(t) - (x_{m1}(t)x_{m2}(t) - x_{s1}(t)x_{s2}(t)) + u_2(t) \end{cases} \quad (51)$$

which can be rewritten in the form:

$$\begin{bmatrix} \dot{e}_{S1}(t) \\ \dot{e}_{S2}(t) \\ \dot{e}_{S3}(t) \end{bmatrix} = \begin{bmatrix} \alpha(e_{S2}(t) - e_{S1}(t)) \\ (\gamma - \alpha)e_{S1}(t) + \gamma e_{S2}(t) + (x_{m1}(t)x_{m3}(t) - x_{s1}(t)x_{s3}(t)) \\ -\beta e_{S3}(t) - (x_{m1}(t)x_{m2}(t) - x_{s1}(t)x_{s2}(t)) \end{bmatrix} + Bu(t) \quad (52)$$

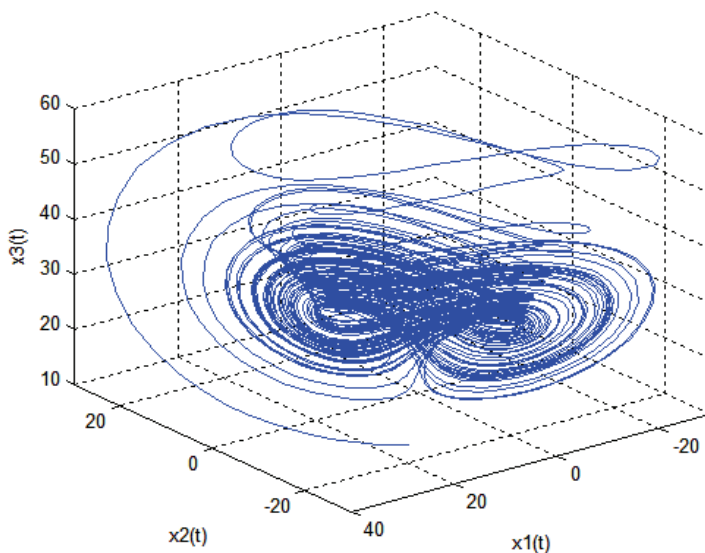


Fig. 2. Three-dimensional attractor of Chen dynamical chaotic system

with:

$$B = \begin{bmatrix} 0 & 0 \\ 1 & 0 \\ 0 & 1 \end{bmatrix} \quad (53)$$

The synchronization problem for coupled Chen chaotic dynamical systems is to achieve the asymptotic stability of this error system (52), with the following active control functions  $u_i(t)$ ,  $i = 1, 2$ , defined by:

$$u_i(t) = -\sum_{j=1}^2 k_{ij}(\cdot)x_j(t) - f_i(\cdot) \quad \forall i = 1, 2 \quad (54)$$

Then, for an instantaneous  $2 \times 2$  gain matrix  $K(\cdot)$ ,  $K(\cdot) = \{k_{ij}(\cdot)\}$ , we obtain:

$$\begin{cases} \dot{e}_{S1}(t) = \alpha(e_{S2}(t) - e_{S1}(t)) \\ \dot{e}_{S2}(t) = (\gamma - \alpha - k_{11}(\cdot))e_{S1}(t) + (\gamma - k_{12}(\cdot))e_{S2}(t) + (x_{m1}(t)x_{m3}(t) - x_{s1}(t)x_{s3}(t)) - f_1(\cdot) \\ \dot{e}_{S3}(t) = -k_{21}(\cdot)e_{S1}(t) - k_{22}(\cdot)e_{S2}(t) - \beta e_{S3}(t) - (x_{m1}(t)x_{m2}(t) - x_{s1}(t)x_{s2}(t)) - f_2(\cdot) \end{cases} \quad (55)$$

The characterization of the closed-loop system by an arrow form matrix is easily checked, by choosing the correction parameter  $k_{22}(\cdot)$  such that:

$$k_{22} = 0 \quad (56)$$

Then, to satisfy the constraints (29) as well as the condition (30) of the theorem 2, the two following inequalities must be, respectively, fulfilled:

$$\gamma - k_{12}(\cdot) < 0 \quad (57)$$

$$-\alpha - \left( \left| \alpha(\gamma - \alpha - k_{11}(\cdot)) \right| (\gamma - k_{12}(\cdot))^{-1} \right) < 0 \quad (58)$$

So,  $\forall k_{21}(\cdot)$ , possible choices of the other parameters are given by:

$$\begin{cases} k_{12} = \alpha \\ k_{11} = \gamma - \alpha \end{cases} \quad (59)$$

Finally, it remains to study the stability of a linear controlled system, in the case where the following possible choices are adopted:

$$\begin{cases} f_1(\cdot) = x_{m1}(t)x_{m3}(t) - x_{s1}(t)x_{s3}(t) \\ f_2(\cdot) = -x_{m1}(t)x_{m2}(t) + x_{s1}(t)x_{s2}(t) \end{cases} \quad (60)$$

Then, the constant gain matrix  $K$ , can be chosen as:

$$K = \begin{bmatrix} \gamma - \alpha & \alpha \\ 2 & 0 \end{bmatrix} \quad (61)$$

Thus, when stabilized by the above-mentioned feedback  $u_i(t)$ ,  $i = 1, 2$ , the error system (55) will converge to zero as  $t \rightarrow +\infty$  implying that system (50) will globally synchronize with system (49).

Fig. 3. shows the error dynamics in the uncontrolled state, while both Fig. 4. and Fig. 5. illustrate the error dynamics when controller is switched on. Obviously, the two chaotic Chen systems evolve in the same direction as well as the same amplitude; they are globally asymptotically synchronized by means of the proposed controller.

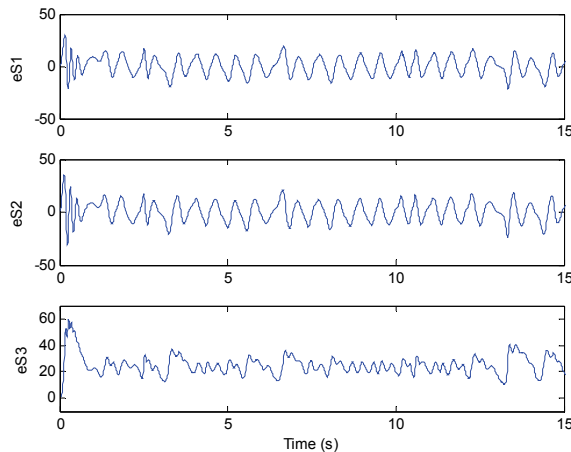


Fig. 3. Error dynamics of the coupled master-slave Chen system when controller is deactivated

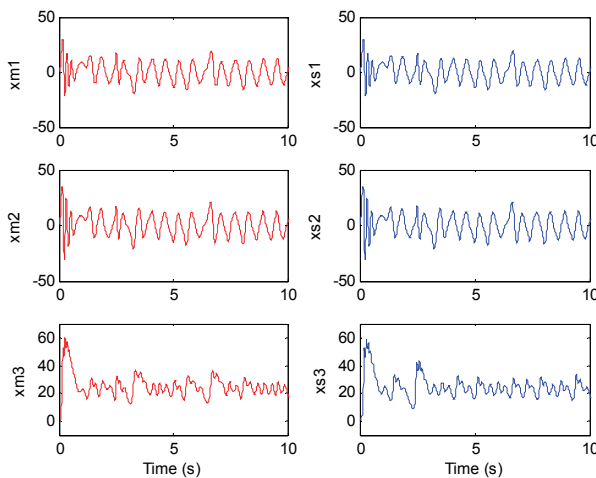


Fig. 4. Synchronization dynamics between the coupled master-slave Chen system when controller is activated

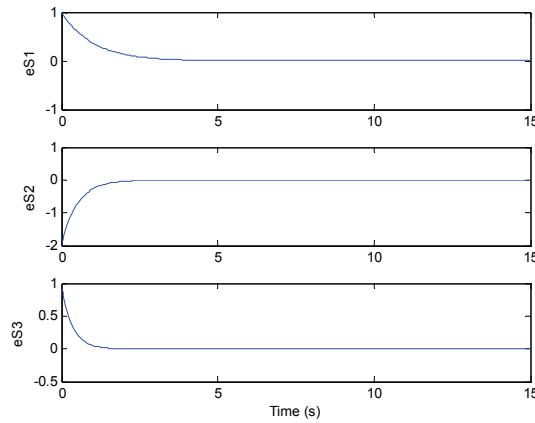


Fig. 5. Error dynamics of the coupled master-slave Chen system when controller is switched on

**4.2 Anti-synchronization of two identical coupled chaotic Lee systems**

The studied chaotic Lee system is described by the following differential equations (Juhn et al., 2009):

$$\begin{bmatrix} \dot{x}_1(t) \\ \dot{x}_2(t) \\ \dot{x}_3(t) \end{bmatrix} = \begin{bmatrix} -10 & 10 & 0 \\ 40 & 0 & -x_1(t) \\ 4x_1(t) & 0 & -2.5 \end{bmatrix} \begin{bmatrix} x_1(t) \\ x_2(t) \\ x_3(t) \end{bmatrix} \tag{62}$$

It exhibits a chaotic attractor, starting at the initial value of the state vector  $x(0) = [2 \ 3 \ 2]^T$ , Fig. 6.

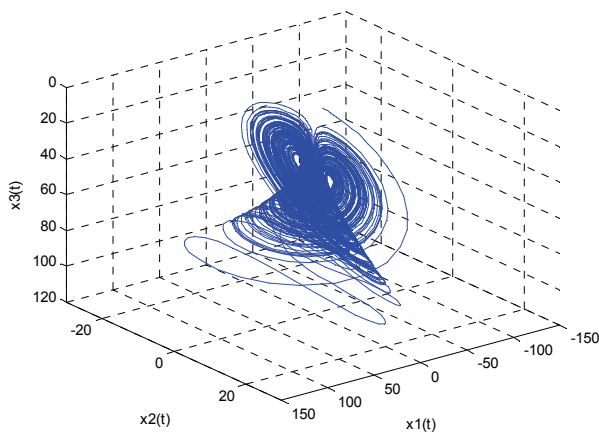


Fig. 6. Three-dimensional view of the Lee chaotic attractor

Let us consider the master Lee system ( $S_m$ ) given by (63):

$$\begin{bmatrix} \dot{x}_{m1}(t) \\ \dot{x}_{m2}(t) \\ \dot{x}_{m3}(t) \end{bmatrix} = \begin{bmatrix} -10 & 10 & 0 \\ 40 & 0 & -x_{m1}(t) \\ 4x_{m1}(t) & 0 & -2.5 \end{bmatrix} \begin{bmatrix} x_{m1}(t) \\ x_{m2}(t) \\ x_{m3}(t) \end{bmatrix} \quad (63)$$

driving a similar controlled slave Lee system ( $S_s$ ) described by (64):

$$\begin{bmatrix} \dot{x}_{s1}(t) \\ \dot{x}_{s2}(t) \\ \dot{x}_{s3}(t) \end{bmatrix} = \begin{bmatrix} -10 & 10 & 0 \\ 40 & 0 & -x_{s1}(t) \\ 4x_{s1}(t) & 0 & -2.5 \end{bmatrix} \begin{bmatrix} x_{s1}(t) \\ x_{s2}(t) \\ x_{s3}(t) \end{bmatrix} + \begin{bmatrix} 0 \\ 1 \\ 0 \end{bmatrix} u(t) \quad (64)$$

$u(t)$  is the scalar active control.

For the following state error vector components, defined relatively to anti-synchronization study:

$$\begin{cases} e_{AS1}(t) = x_{s1}(t) + x_{m1}(t) \\ e_{AS2}(t) = x_{s2}(t) + x_{m2}(t) \\ e_{AS3}(t) = x_{s3}(t) + x_{m3}(t) \end{cases} \quad (65)$$

the error system can be defined by the following differential equations:

$$\begin{cases} \dot{e}_{AS1}(t) = -10e_{AS1}(t) + 10e_{AS2}(t) \\ \dot{e}_{AS2}(t) = 40e_{AS1}(t) - (x_{s1}(t)x_{s3}(t) + x_{m1}(t)x_{m3}(t)) + u(t) \\ \dot{e}_{AS3}(t) = -2.5e_{AS3}(t) + 4(x_{s1}^2(t) + x_{m1}^2(t)) \end{cases} \quad (66)$$

The problem of chaos anti-synchronization between two identical Lee chaotic dynamical systems is solved here by the design of a state feedback structure  $k_i(\cdot)$ ,  $\forall i = 1, 2, 3$ , and the choice of nonlinear functions  $f_i(\cdot)$ ,  $\forall i = 1, 2, 3$ , such that:

$$u(t) = -\sum_{i=1}^3 k_i(\cdot)x_i(t) - f_j(\cdot) \quad \forall j = 1, 2, 3 \quad (67)$$

It comes the following closed-loop dynamical error system:

$$\begin{bmatrix} \dot{e}_{AS1}(t) \\ \dot{e}_{AS2}(t) \\ \dot{e}_{AS3}(t) \end{bmatrix} = \begin{bmatrix} -10 & 10 & 0 \\ 40 - k_1(\cdot) & -k_2(\cdot) & -k_3(\cdot) \\ -2.5 & 0 & 0 \end{bmatrix} \begin{bmatrix} e_{AS1}(t) \\ e_{AS2}(t) \\ e_{AS3}(t) \end{bmatrix} - \begin{bmatrix} f_1(\cdot) \\ (x_{s1}(t)x_{s3}(t) + x_{m1}(t)x_{m3}(t)) + f_2(\cdot) \\ 4(x_{s1}^2(t) + x_{m1}^2(t)) + f_3(\cdot) \end{bmatrix} \quad (68)$$

The nonlinear elements  $f_i(\cdot)$  and  $k_i(\cdot)$  have to be chosen to make the instantaneous characteristic matrix of the closed-loop system in the arrow form and the closed-loop error system asymptotically stable.

From the possible solutions, allowing to put the instantaneous characteristic matrix of (68) under the arrow form, let consider the following:

$$k_3 = 0 \quad (69)$$

and:

$$\begin{cases} f_1(\cdot) = 0 \\ f_2(\cdot) = -(x_{s1}(t)x_{s3}(t) + x_{m1}(t)x_{m3}(t)) \\ f_3(\cdot) = e_{AS3}(t) - 4(x_{s1}^2(t) + x_{m1}^2(t)) \end{cases} \quad (70)$$

For the vector norm  $p(e_{AS})$ ,  $e_{AS} = [e_{AS1} \ e_{AS2} \ e_{AS3}]^T$ :

$$p(e_{AS}) = [|e_{AS1}| \ |e_{AS2}| \ |e_{AS3}|]^T \quad (71)$$

the overvaluing matrix is in arrow form and has non negative off-diagonal elements and nonlinearities isolated in either one row or one column.

By the use of the proposed theorem 2, stability and anti-synchronization properties are satisfied for the both following sufficient conditions (72) and (73):

$$-k_2(\cdot) < 0 \quad (72)$$

$$\left( -10 - \left( -10(40 - k_1(\cdot))k_2^{-1}(\cdot) \right) \right) < 0 \quad (73)$$

Various choices of the gain vector  $K(\cdot)$ ,  $K(\cdot) = [k_1(\cdot) \ k_2(\cdot) \ 0]$ , are possible, such as the following linear one:

$$K = \{k_i\} = [4 \ 2 \ 0] \quad (74)$$

By considering the initial condition  $e_{AS}(0) = [2 \ 3 \ 2]^T$ , for the Lee error system (66) when the active controller is deactivated, it is obvious that the error states grow with time chaotically, as shown in Fig. 7., and after activating the controller, Fig. 8. shows three parametrically harmonically excited 3D systems evolve in the opposite direction. The trajectories of error system (68) imply that the asymptotical anti-synchronization has been, successfully, achieved, Fig. 9.

## 5. Hybrid synchronization by a nonlinear state feedback controller – Application to the Chen–Lee chaotic system (Hammami, 2009)

Let consider two coupled chaotic Chen and Lee systems (Juhn et al., 2009). The following nonlinear differential equations, of the form (1), correspond to a master system (Tam & Si Tou, 2008):

$$\dot{x}_m(t) = A(x_m(t))x_m(t)$$

with:

$$A(x_m(t)) = \begin{bmatrix} a & -x_{m3}(t) & 0 \\ 0 & b & x_{m1}(t) \\ cx_{m2}(t) & 0 & d \end{bmatrix} \quad (75)$$

$x_{m1}$ ,  $x_{m2}$  and  $x_{m3}$  are state variables, and  $a$ ,  $b$ ,  $c$  and  $d$  four system parameters. For the following parameters  $(a,b,c,d) = (5,-10,0.3,-3.8)$ , and initial condition  $[x_{m1}(0) \ x_{m2}(0) \ x_{m3}(0)]^T = [1.5 \ -32 \ 13]^T$ , the drive system, described by (1) and (75) is a chaotic attractor, as shown in Fig. 10.

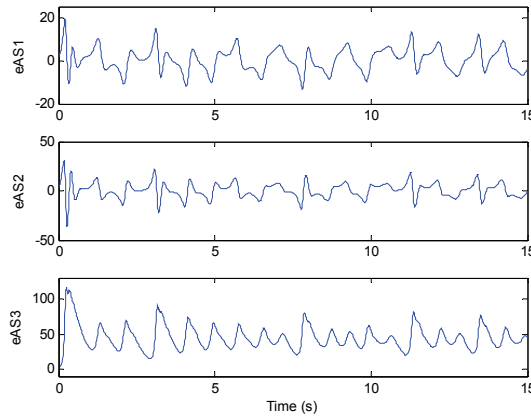


Fig. 7. Error dynamics ( $e_{AS1}, e_{AS2}, e_{AS3}$ ) of the coupled master-slave Lee system when the active controller is deactivated

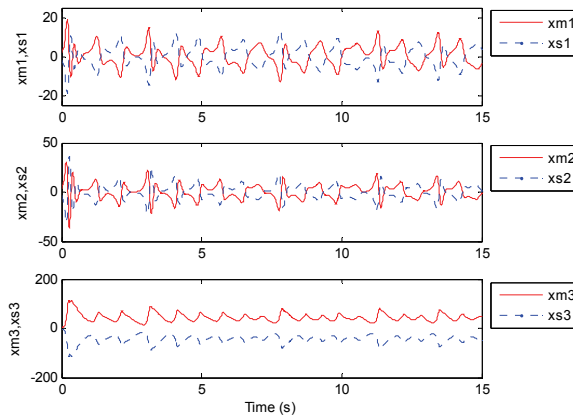


Fig. 8. Partial time series of anti-synchronization for Lee chaotic system when the active controller is switched on

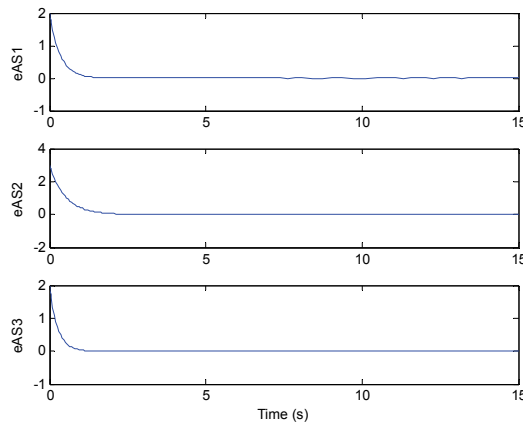


Fig. 9. Error dynamics of the coupled master-slave Lee system when control is activated

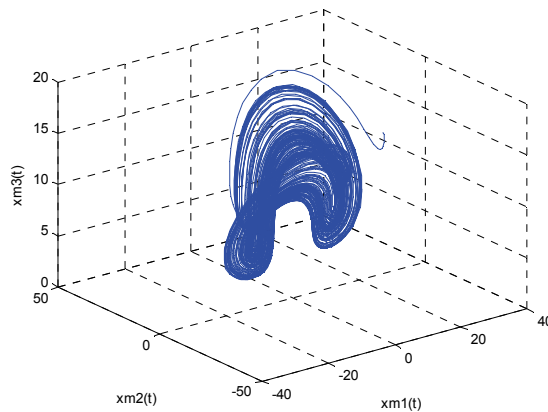


Fig. 10. The 3-dimensional strange attractor of the chaotic Chen-Lee master system For the Chen-Lee slave system, described in the state space by:

$$\dot{x}_s(t) = A(x_s(t))x_s(t) + u(t) \tag{76}$$

with:

$$A(x_s(t)) = \begin{bmatrix} a & -x_{s3}(t) & 0 \\ 0 & b & x_{s1}(t) \\ cx_{s2}(t) & 0 & d \end{bmatrix} \tag{77}$$

we have selected the anti-synchronization state variables  $x_{m1}$  and  $x_{m3}$  facing to  $x_{s1}$  and  $x_{s3}$ , and the synchronization state variable  $x_{m2}$  facing to  $x_{s2}$ .

Then, the hybrid synchronization errors between the master and the slave systems

$$e(t) = [e_{AS1}(t) \ e_{S2}(t) \ e_{AS3}(t)]^T, \text{ are such as:}$$



$$\begin{cases} e_{AS1}(t) = x_{s1}(t) + x_{m1}(t) \\ e_{S2}(t) = x_{s2}(t) - x_{m2}(t) \\ e_{AS3}(t) = x_{s3}(t) + x_{m3}(t) \end{cases} \quad (78)$$

Let compute the following continuous state feedback controller's structure:

$$u(t) = -K(x_m(t), x_s(t))e(t) \quad (79)$$

to guarantee the asymptotic stability of the error states defined by (78),  $e = [e_{AS1} \ e_{S2} \ e_{AS3}]^T$ , so that the slave system, characterized by (76) and (77), synchronizes and anti-synchronizes, simultaneously, to the master one, described by (1) and (75), by assuring that the synchronization error  $e_{S2}$  and the anti-synchronization errors  $e_{AS1}$  and  $e_{AS3}$  decay to zero, within a finite time.

Thus, for a state feedback controller of the form (79),  $K(\cdot)$ ,  $K(\cdot) = \{k_{ij}(\cdot)\}$ ,  $\forall i, j = 1, 2, 3$ , and by considering the differential systems (1), (75), (76), (77) and (78), we obtain the following state space description of the error resulting system:

$$\dot{e}(t) = A(\cdot)e(t) \quad (80)$$

with:

$$A(\cdot) = \begin{bmatrix} a - k_{11}(\cdot) & -x_{m3}(t) - k_{12}(\cdot) & -k_{13}(\cdot) \\ -k_{21}(\cdot) & b - k_{22}(\cdot) & x_{m1}(t) - k_{23}(\cdot) \\ cx_{m2}(t) - k_{31}(\cdot) & -k_{32}(\cdot) & d - k_{33}(\cdot) \end{bmatrix} \quad (81)$$

By respect to the stabilisability conditions announced in the above-mentioned theorem 2, the dynamic error system (80) is first characterized by an instantaneous arrow form matrix  $A(\cdot)$ , that is to say, the main requirements concerning the choice of the feedback gains  $k_{12}(\cdot)$  and  $k_{21}(\cdot)$  are given by:

$$\begin{cases} k_{12}(\cdot) = -x_{m3}(t) \\ k_{21} = 0 \end{cases} \quad (82)$$

To satisfy that the two first diagonal elements of the characteristic matrix  $A(\cdot)$  are strictly negative:

$$\begin{cases} a - k_{11}(\cdot) < 0 \\ b - k_{22}(\cdot) < 0 \end{cases} \quad (83)$$

a possible solution is:

$$\begin{cases} k_{11} = 7 \\ k_{22} = -6 \end{cases} \quad (84)$$

Besides, to annihilate the nonlinearities in system (80), a solution is:

$$\begin{cases} k_{23}(\cdot) = x_{m1}(t) \\ k_{31}(\cdot) = cx_{m2}(t) \end{cases} \quad (85)$$

Finally, by considering the fixed values of  $k_{11}$ ,  $k_{12}(\cdot)$ ,  $k_{21}$ ,  $k_{22}$ ,  $k_{23}(\cdot)$  and  $k_{31}(\cdot)$ , it is relevant to denote that to satisfy the sufficient condition (30) of theorem 2, for any arbitrary chosen parameters of correction  $k_{13}(\cdot)$  and  $k_{32}(\cdot)$ , it is necessary to tune the remaining design parameter  $k_{33}(\cdot)$ , guaranteeing the hybrid synchronization of the coupled chaotic studied system such that:

$$d - k_{33}(\cdot) < 0 \quad (86)$$

Then, for the following instantaneous gain matrix  $K(\cdot)$ , easily obtained:

$$K(\cdot) = \begin{bmatrix} 7 & -x_{m3}(t) & 0 \\ 0 & -6 & x_{m1}(t) \\ cx_{m2}(t) & 0 & -1 \end{bmatrix} \quad (87)$$

the studied dynamic error system (80) is asymptotically stable.

For the following initial master and slave systems conditions,  $x_m(0) = [1.5 \quad -52 \quad 13]^T$ ,  $x_s(0) = [-2 \quad 10 \quad -15]^T$ , and without activation of the designed controller, the numerical simulation results of the above master-slave system are shown in Fig. 11.

It is obvious, from Fig. 12., that the error states grow with time chaotically.

Therefore, by designing an adequate nonlinear controlled slave system and under mild conditions, the hybrid synchronization is achieved within a shorter time, as it is shown in Fig. 13., with an exponentially decaying error, Fig. 14.

The obtained phase trajectories of the Fig. 15., show that the Chen-Lee slave chaotic attractor is synchronized in a hybrid manner with the master one.

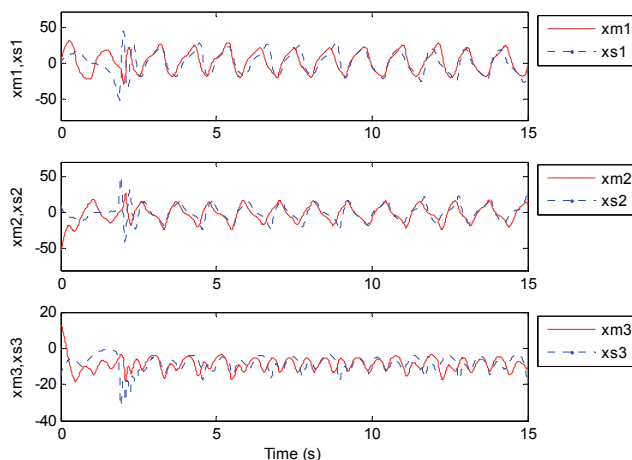


Fig. 11. Error dynamics between the master Chen-Lee system and its corresponding slave system before their hybrid synchronization

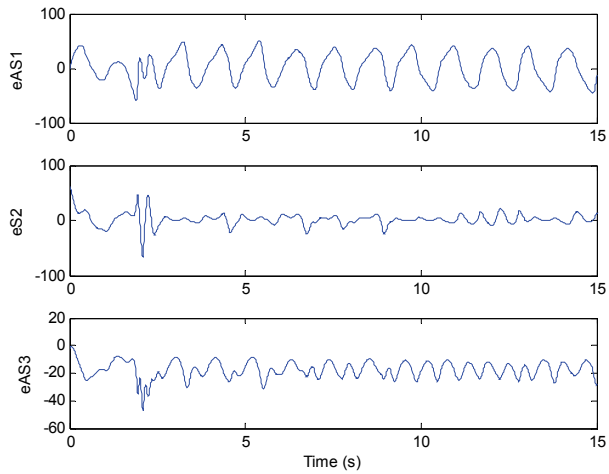


Fig. 12. Evolutions of the hybrid synchronization errors versus time when the proposed controller is turned off

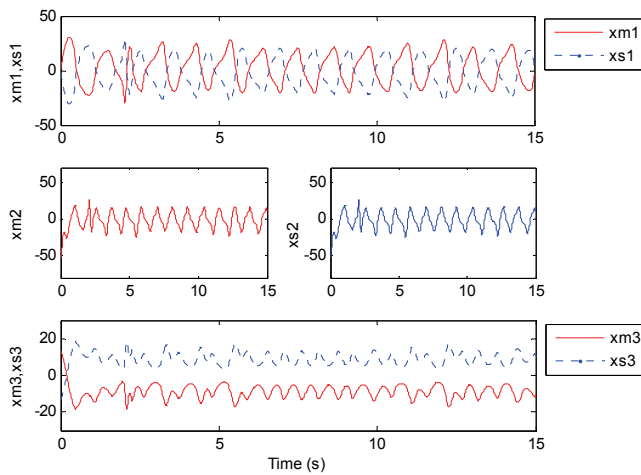


Fig. 13. Hybrid synchronization of the master-slave Chen-lee chaotic system

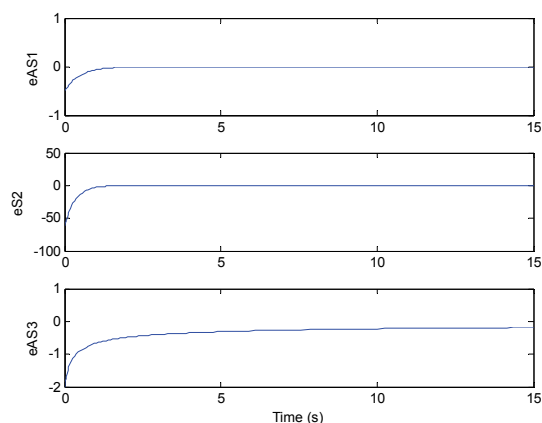


Fig. 14. Exponential convergence of the error dynamics

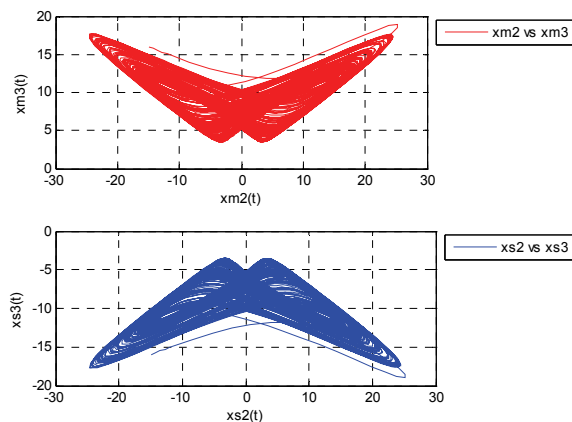


Fig. 15. 2-D projection of the hybrid synchronized attractors associated to the Chen-Lee chaotic system

## 6. Conclusion

Appropriate feedback controllers are designed, in this chapter, for the chosen slave system states to be synchronized, anti-synchronized as well as synchronized in a hybrid manner with the target master system states. It is shown that by applying a proposed control scheme, the variance of both synchronization and anti-synchronization errors can converge to zero. The synchronization of two identical Chen chaotic systems, the anti-synchronization of two identical Lee chaotic systems and, finally, the coexistence of both synchronization and anti-synchronization for two identical Chen-Lee chaotic systems, considered as a coupled master-slave systems, are guaranteed by using the practical stability criterion of Borne and Gentina, associated to the specific matrix description, namely the arrow form matrix.

## 7. References

- Bai, E.W. & Ionnsgen, K.E. (1997). Synchronization of two Lorenz systems using active control. *Chaos, Solitons and Fractals*, 8, 51–58, 0960-0779
- Benrejeb, M. (1980). Sur l'analyse et la synthèse de processus complexes hiérarchisés. Application aux systèmes singulièrement perturbés. *Thèse de Doctorat ès Sciences Physiques*, Université des Sciences et Techniques de Lille, France
- Benrejeb, M. (2010). Stability study of two level hierarchical nonlinear systems. *Plenary lecture, 12<sup>th</sup> International Federation of Automatic Control Large Scale Systems Symposium: Theory and Applications*, IFAC – LSS 2010, Lille, July 2010, France
- Benrejeb, M. & Hammami, S. (2008). New approach of stabilization of nonlinear continuous monovariate processes characterized by an arrow form matrix. *1<sup>st</sup> International Conference Systems ENgineering Design and Applications*, SENDA 2008, Monastir, October 2008, Tunisia
- Borne, P. & Benrejeb, M. (2008). On the representation and the stability study of large scale systems. *International Journal of Computers Communications and Control*, 3, 55–66, 1841-9836
- Borne, P.; Vanheeghe, P. & Dufols, E. (2007). *Automatisation des processus dans l'espace d'état*, Editions Technip, 9782710808794, Paris
- Fallahi, K.; Raoufi, R. & Khoshbin, H. (2008). An application of Chen system for secure chaotic communication based on extended Kalman filter and multi-shift cipher algorithm. *Communications in Nonlinear Science and Numerical Simulation*, 763–81, 1007-5704
- Hammami, S. (2009). Sur la stabilisation de systèmes dynamiques continus non linéaires exploitant les matrices de formes en flèche. Application à la synchronisation de systèmes chaotiques. *Thèse de Doctorat*, École Nationale d'Ingénieurs de Tunis, Tunisia
- Hammami, S.; Benrejeb, M. & Borne, P. (2010a). On nonlinear continuous systems stabilization using arrow form matrices. *International Review of Automatic Control*, 3, 106–114, 1974-6067
- Hammami, S.; Ben saad, K. & Benrejeb, M. (2009). On the synchronization of identical and non-identical 4-D chaotic systems using arrow form matrix. *Chaos, Solitons and Fractals*, 42, 101–112, 0960-0779
- Hammami, S.; Benrejeb, M.; Feki, M. & Borne, P. (2010b). Feedback control design for Rössler and Chen chaotic systems anti-synchronization. *Phys. Lett. A*, 374, 2835–2840, 0375-9601
- Juhn, H.C.; Hsien, K.C. & Yu, K.L. (2009). Synchronization and anti-synchronization coexist in Chen–Lee chaotic systems. *Chaos, Solitons and Fractals*, 39, 707–716, 0960-0779
- Kapitaniak, T. (2000). *Chaos for Engineers: Theory, Applications and Control*, Second revised Springer edition, 3540665749, Berlin
- Li, G.H. (2005). Synchronization and anti-synchronization of Colpitts oscillators using active control. *Chaos, Solitons and Fractals*, 26, 87–93, 0960-0779
- Michael, G.R.; Arkady, S.P. & Jürgen, K. (1996). Phase synchronization of chaotic oscillators. *Phys. Rev. Lett.*, 76, 1804–1807, 0031-9007
- Pecora, L.M. & Carroll, T.L. (1990). Synchronization in chaotic systems. *Phys. Rev. Lett.*, 64, 821-824, 0031-9007

- Taherion, I.S. & Lai, Y.C. (1999). Observability of lag synchronization of coupled chaotic oscillators. *Phys. Rev. E*, 59, 6247–6250, 1539-3755
- Tam, L.M. & Si Tou, W.M. (2008). Parametric study of the fractional order Chen–Lee System. *Chaos Solitons and Fractals*, 37, 817–826, 0960-0779
- Wu, C.W. & Chua, L.O. (1993). A simple way to synchronize chaotic systems with applications to secure communication systems. *International Journal of Bifurcation and Chaos*, 3, 1619–1627, 1793-6551
- Yang, S.S. & Duan, K. (1998). Generalized synchronization in chaotic systems. *Chaos, Solitons and Fractals*, 10, 1703–1707, 0960-0779
- Yassen, M.T. (2005). Chaotic synchronization between two different chaotic systems using active control. *Chaos, Solitons and Fractals*, 131–140, 0960-0779
- Zhang, Y. & Sun, J. (2004). Chaotic synchronization and anti-synchronization based on suitable separation. *Phys. Lett. A*, 330, 442–447, 0375-9601



## **Chaotic Systems**

Edited by Prof. Esteban Tlelo-Cuautle

ISBN 978-953-307-564-8

Hard cover, 310 pages

**Publisher** InTech

**Published online** 14, February, 2011

**Published in print edition** February, 2011

This book presents a collection of major developments in chaos systems covering aspects on chaotic behavioral modeling and simulation, control and synchronization of chaos systems, and applications like secure communications. It is a good source to acquire recent knowledge and ideas for future research on chaos systems and to develop experiments applied to real life problems. That way, this book is very interesting for students, academia and industry since the collected chapters provide a rich cocktail while balancing theory and applications.

### **How to reference**

In order to correctly reference this scholarly work, feel free to copy and paste the following:

Hammami Sonia and Benrejeb Mohamed (2011). Coexistence of Synchronization and Anti-Synchronization for Chaotic Systems via Feedback Control, *Chaotic Systems*, Prof. Esteban Tlelo-Cuautle (Ed.), ISBN: 978-953-307-564-8, InTech, Available from: <http://www.intechopen.com/books/chaotic-systems/coexistence-of-synchronization-and-anti-synchronization-for-chaotic-systems-via-feedback-control>

# **INTECH**

open science | open minds

### **InTech Europe**

University Campus STeP Ri  
Slavka Krautzeka 83/A  
51000 Rijeka, Croatia  
Phone: +385 (51) 770 447  
Fax: +385 (51) 686 166  
[www.intechopen.com](http://www.intechopen.com)

### **InTech China**

Unit 405, Office Block, Hotel Equatorial Shanghai  
No.65, Yan An Road (West), Shanghai, 200040, China  
中国上海市延安西路65号上海国际贵都大饭店办公楼405单元  
Phone: +86-21-62489820  
Fax: +86-21-62489821

© 2011 The Author(s). Licensee IntechOpen. This chapter is distributed under the terms of the [Creative Commons Attribution-NonCommercial-ShareAlike-3.0 License](#), which permits use, distribution and reproduction for non-commercial purposes, provided the original is properly cited and derivative works building on this content are distributed under the same license.