

PUBLISHED BY

INTECH

open science | open minds

World's largest Science,
Technology & Medicine
Open Access book publisher



3,350+
OPEN ACCESS BOOKS



108,000+
INTERNATIONAL
AUTHORS AND EDITORS



115+ MILLION
DOWNLOADS



BOOKS
DELIVERED TO
151 COUNTRIES

AUTHORS AMONG
TOP 1%
MOST CITED SCIENTIST



12.2%
AUTHORS AND EDITORS
FROM TOP 500 UNIVERSITIES



Selection of our books indexed in the
Book Citation Index in Web of Science™
Core Collection (BKCI)

WEB OF SCIENCE™

Chapter from the book *Traveling Salesman Problem*

Downloaded from: http://www.intechopen.com/books/traveling_salesman_problem

Interested in publishing with IntechOpen?
Contact us at book.department@intechopen.com

A Recurrent Neural Network to Traveling Salesman Problem

Paulo Henrique Siqueira, Sérgio Scheer, and Maria Teresinha Arns Steiner
*Federal University of Paraná
 Curitiba, Paraná,
 Brazil*

1. Introduction

One technique that uses Wang's Recurrent Neural Networks with the "Winner Takes All" principle is presented to solve two classical problems of combinatorial optimization: Assignment Problem (AP) and Traveling Salesman Problem (TSP).

With a set of appropriate choices for the parameters in Wang's Recurrent Neural Network, this technique appears to be efficient in solving the mentioned problems in real time. In cases of solutions that are very close to each other or multiple optimal solutions to Assignment Problem, the Wang's Neural Network does not converge. The proposed technique solves these types of problems by applying the "Winner Takes All" principle to Wang's Recurrent Neural Network, and could be applied to solve the Traveling Salesman Problem as well. This application to the Traveling Salesman Problem can easily be implemented, since the formulation of this problem is the same that of the Assignment Problem, with the additional constraint of Hamiltonian circuit.

Comparisons between some traditional ways to adjust parameters of Recurrent Neural Networks are made, and some proposals concerning to parameters with dispersion measures of the cost matrix coefficients to the Assignment Problem are shown. Wang's Neural Network with principle Winner Takes All performs only 1% of the average number of iterations of Wang's Neural Network without this principle. In this work 100 matrices with dimension varying of 3x3 to 20x20 are tested to choose the better combination of parameters to Wang's recurrent neural network.

When the Wang's Neural Network presents feasible solutions for the Assignment Problem, the "Winner Takes All" principle is applied to the values of the Neural Network's decision variables, with the additional constraint that the new solution must form a feasible route for the Traveling Salesman Problem.

The results from this new technique are compared to other heuristics, with data from the TSPLIB (Traveling Salesman Problem Library). The 2-opt local search technique is applied to the final solutions of the proposed technique and shows a considerable improvement of the results. The results of problem "dantzig42" of TSPLIB and an example with some iterations of technique proposed in this work are shown.

This work is divided in 11 sections, including this introduction. In section 2, the Assignment Problem is defined. In section 3, the Wang's recurrent neural network is presented and a

Source: Travelling Salesman Problem, Book edited by: Federico Greco, ISBN 978-953-7619-10-7, pp. 202, September 2008, I-Tech, Vienna, Austria

problem with multiple optimal solutions is shown. In section 4, the technique based on the "Winner takes all" principle is presented and an example of application to Assignment Problem is shown. In section 5, some alternatives for parameters of Wang's neural network to Assignment Problem are presented. In section 6 the results to 100 matrices are shown. In Section 7, it is presented the formulation of Traveling Salesman Problem. In section 8 the application of Wang's neural network with "Winner Takes all" is shown with five examples of TSPLIB. In Section 9, results to others problems of TSPLIB are compared to the ones obtained through other techniques. Findings are presented in section 10, and section 11 contains the references.

2. The assignment problem

The objective of this problem is assigning a number of elements to the same number of positions, and minimizing the linear cost function. This problem is known in literature as Linear Assignment Problem or problem of Matching with Costs (Ajuha et al., 1993; Siqueira et al., 2004), and can be formulated as follows:

$$\text{Minimize } C = \sum_{i=1}^n \sum_{j=1}^n c_{ij} x_{ij} \quad (1)$$

$$\text{Subject to } \sum_{i=1}^n x_{ij} = 1, j = 1, 2, \dots, n \quad (2)$$

$$\sum_{j=1}^n x_{ij} = 1, i = 1, 2, \dots, n \quad (3)$$

$$x_{ij} \in \{0, 1\}, i, j = 1, 2, \dots, n, \quad (4)$$

where c_{ij} and x_{ij} are, respectively, the cost and the decision variable associated to the assignment of element i to position j . The usual representation form of c in the Hungarian method is the matrix form. When $x_{ij} = 1$, element i is assigned to position j .

The objective function (1) represents the total cost to be minimized. The set of constraints (2) and (3) guarantees that each element i will be assigned for exactly one position j . The set (4) represents the zero-one integrality constraints of the decision variables x_{ij} . The set of constraints (4) can be replaced by:

$$x_{ij} \geq 0, i, j = 1, 2, \dots, n. \quad (5)$$

Beyond traditional techniques, as the Hungarian method and the Simplex method, some ways of solving this problem has been presented in the last years. In problems of great scale, i.e., when the problem's cost matrix is very large, the traditional techniques do not reveal efficiency, because the number of restrictions and the computational time are increased.

Since the Hopfield and Tank's publication (Hopfield & Tank, 1985), lots of works about the use of Neural Networks to solving optimization problems had been developed (Matsuda, 1998; Wang, 1992 and 1997). The Hopfield's Neural Network, converges to the optimal solution of any Linear Programming problem, in particular for the AP.

Wang, 1992, considered a Recurrent Neural Network to solve the Assignment Problem, however, the necessary number of iterations to achieve an optimal solution is increased in problems of great scale. Moreover, in problems with solutions that are very close to each other or multiple optimal solutions, such network does not converge.

In this work, one technique based on the "Winner Takes All" principle is presented, revealing efficiency solving the problems found in the use of Wang's Recurrent Neural Network. Some criteria to adjust the parameters of the Wang's Neural Network are presented: some traditional ways and others that use dispersion measures between the cost matrix' coefficients.

3. The Wang's recurrent neural network to assignment problem

Consider the $n^2 \times 1$ vectors c^T , that contains all the rows of matrix c ; x , that contains the decision elements x_{ij} , and b , that contains the number "1" in all positions. The matrix form of the problem described in (1)-(4) is due Hung & Wang, 2003:

$$\text{Minimize } C = c^T x \quad (6)$$

$$\text{Subject to } Ax = b \quad (7)$$

$$x_{ij} \geq 0, i, j = 1, 2, \dots, n,$$

where matrix A has the following form:

$$A = \begin{bmatrix} I & I & \dots & I \\ B_1 & B_2 & \dots & B_n \end{bmatrix} \in \mathfrak{R}^{2n \times n^2}$$

where I is an $n \times n$ identity matrix, and each B_i matrix, for $i = 1, 2, \dots, n$, contains zeros, with exception of i th row, that contains the number "1" in all positions.

The Recurrent Neural Network proposed by Wang (published in Wang, 1992; Wang, 1997; and Hung & Wang, 2003) is characterized by the following differential equation:

$$\frac{du_{ij}(t)}{dt} = -\eta \sum_{k=1}^n x_{ik}(t) - \eta \sum_{l=1}^n x_{lj}(t) + \eta \theta_{ij} - \lambda c_{ij} e^{-\frac{t}{\tau}}, \quad (8)$$

where $x_{ij} = g(u_{ij}(t))$ and the equilibrium state of this Neural Network is a solution for the Assignment Problem, where g is the sigmoid function with a β parameter, i.e.,

$$g(u) = \frac{1}{1 + e^{-\beta u}}. \quad (9)$$

The threshold is defined as the $n^2 \times 1$ vector $\theta = A^T b = (2, 2, \dots, 2)$. Parameters η , λ and τ are constants, and empirically chosen (Hung & Wang, 2003), affecting the convergence of the network. Parameter η serves to penalize violations in the problem's constraints' set, defined by (1)-(4). Parameters λ and τ control the objective function's minimization of the Assignment Problem (1). The Neural Network matrix form can be written as:

$$\frac{du(t)}{dt} = -\eta(Wx(t) - \theta) - \lambda c e^{-\frac{t}{\tau}}, \quad (10)$$

where $x = g(u(t))$ and $W = A^T A$. The convergence properties of Wang's Neural Network are demonstrated in Wang 1993, 1994 & 1995, and Hung & Wang, 2003.

3.1 Multiple optimal solutions and closer optimal solutions

In some cost matrices, the optimal solutions are very closer to each other, or in a different way, some optimal solutions are admissible. The cost matrix c given below:

$$c = \begin{pmatrix} 0.6 & 0.9 & 1 & 2.7 & 0 & 1 & 0.1 & 0 \\ 1 & 0 & 0.3 & 0.4 & 5.5 & 0.3 & 3.4 & 5.5 \\ 0 & 2.2 & 0.2 & 0.6 & 0.2 & 0.2 & 0 & 0.2 \\ 0.3 & 0.2 & 0 & 0.1 & 1.5 & 0 & 0.1 & 1.5 \\ 0.6 & 0.9 & 1 & 2.7 & 0 & 1 & 0.1 & 0 \\ 0 & 2.2 & 0.2 & 0.6 & 0.2 & 0.2 & 0 & 0.2 \\ 0.6 & 0.9 & 1 & 2.7 & 0 & 1 & 0.1 & 0 \\ 0 & 2.2 & 0.2 & 0.6 & 0.2 & 0.2 & 0 & 0.2 \end{pmatrix}, \quad (11)$$

has the solutions x^* and \hat{x} given below:

$$x^* = \begin{pmatrix} 0 & 0 & 0 & 0 & 0.33 & 0 & 0.33 & 0.33 \\ 0 & 1 & 0 & 0 & 0 & 0 & 0 & 0 \\ 0.5 & 0 & 0.25 & 0 & 0 & 0.25 & 0 & 0 \\ 0 & 0 & 0.5 & 0 & 0 & 0.5 & 0 & 0 \\ 0 & 0 & 0 & 0 & 0.33 & 0 & 0.33 & 0.33 \\ 0.5 & 0 & 0.25 & 0 & 0 & 0.25 & 0 & 0 \\ 0 & 0 & 0 & 0 & 0.33 & 0 & 0.33 & 0.33 \\ 0 & 0 & 0 & 0 & 0 & 0 & 0 & 0 \end{pmatrix} \quad \text{and} \quad \hat{x} = \begin{pmatrix} 0 & 0 & 0 & 0 & 1 & 0 & 0 & 0 \\ 0 & 1 & 0 & 0 & 0 & 0 & 0 & 0 \\ 1 & 0 & 0 & 0 & 0 & 0 & 0 & 0 \\ 0 & 0 & 0 & 1 & 0 & 0 & 0 & 0 \\ 0 & 0 & 0 & 0 & 0 & 0 & 0 & 1 \\ 0 & 0 & 1 & 0 & 0 & 0 & 0 & 0 \\ 0 & 0 & 0 & 0 & 0 & 0 & 1 & 0 \\ 0 & 0 & 0 & 0 & 0 & 1 & 0 & 0 \end{pmatrix},$$

where x^* is found after 4,715 iterations using the Wang's neural network, and \hat{x} is an optimal solution.

The solution x^* isn't feasible, therefore, some elements x_{ij}^* violate the set of restrictions (4), showing that the Wang's neural network needs adjustments for these cases. The simple decision to place unitary value for any one of the elements x_{ij}^* that possess value 0.5 in solution x^* can become unfeasible or determine a local optimal solution. Another adjustment that can be made is the modification of the costs' matrix' coefficients, eliminating ties in the corresponding costs of the variable x_{ij}^* that possess value different from "0" and "1". In this way, it can be found a local optimal solution when the modifications are not made in the adequate form. Hence, these decisions can cause unsatisfactory results.

4. Wang's neural network and "Winner Takes All" principle to assignment problem

The method considered in this work uses one technique based on the "Winner Takes All" principle, speeding up the convergence of the Wang's Neural Network, besides correcting eventual problems that can appear due the multiple optimal solutions or very closer optimal solutions (Siqueira et al., 2005).

The second term of equation (10), $Wx(t) - \theta$, measures the violation of the constraints to the Assignment Problem. After a certain number of iterations, this term does not suffer substantial changes in its value, evidencing the fact that problem's restrictions are almost satisfied. At this moment, the method considered in this section can be applied.

When all elements of x satisfy the condition $Wx(t) - \theta \leq \phi$, where $\phi \in [0, 2]$, the proposed technique can be used in all iterations of the Wang's Neural Network, until a good approach of the Assignment Problem be found. An algorithm of this technique is presented as follows:

Step 1: Find a solution x of the AP, using the Wang's recurrent neural network. If $Wx(t) - \theta \leq \phi$, then go to Step 2. Else, find another solution x .

Step 2: Given the matrix of decision x , after a certain number of iterations of the Wang's recurrent neural network. Let the matrix \bar{x} , where $\bar{x} = x$, $m = 1$, and go to step 3.

Step 3: Find the m th biggest array element of decision, \bar{x}_{kl} . The value of this element is replaced by the half of all elements sum of row k and column l of matrix x , or either,

$$\bar{x}_{kl} = \frac{1}{2} \left(\sum_{i=1}^n x_{il} + \sum_{j=1}^n x_{kj} \right). \quad (12)$$

The other elements of row k and column l become nulls. Go to step 4.

Step 4: If $m \leq n$, makes $m = m + 1$, and go to step 3. Else, go to step 5.

Step 5: If a good approach to an AP solution is found, stop. Else, make $x = \bar{x}$, execute the Wang's neural network again and go to Step 2.

4.1 Illustrative example

Consider the matrix below, which it is a partial solution of the Assignment Problem defined by matrix C , in (13), after 14 iterations of the Wang's recurrent neural network. The biggest array element of \bar{x} is in row 1, column 7.

$$\bar{x} = \begin{pmatrix} 0.0808 & 0.0011 & 0.0168 & 0.1083 & 0.0514 & 0.0033 & *0.422 & 0.3551 \\ 0.0056 & 0.2827 & 0.0168 & 0.1525 & 0.1484 & 0.1648 & 0.1866 & 0 \\ 0.1754 & 0.0709 & 0.0688 & 0.3449 & 0 & 0.3438 & 0.0425 & 0.0024 \\ 0.1456 & 0.2412 & 0.2184 & 0.0521 & 0.1131 & 0.0747 & 0.0598 & 0.1571 \\ 0.0711 & 0 & 0.2674 & 0.272 & 0.3931 & 0.0024 & 0.0306 & 0.0061 \\ 0.2037 & 0.2823 & 0.2956 & 0.0366 & 0 & 0.0025 & 0.0136 & 0.2186 \\ 0.1681 & 0.174 & 0.1562 & 0 & 0.3053 & 0.2016 & 0.0369 & 0.0144 \\ 0.1142 & 0.0031 & 0.0138 & 0.0829 & 0.0353 & 0.2592 & 0.251 & 0.2907 \end{pmatrix}$$

$$c = \begin{pmatrix} 1.4 & 6.1 & 3.1 & 0.4 & 2.2 & 4.4 & 0.1 & 0 \\ 1.3 & 0.2 & 3.3 & 0.2 & 1.2 & 0.4 & 1.5 & 8.2 \\ 1.7 & 2.9 & 2.8 & 0.1 & 9.8 & 0.4 & 4.2 & 6.8 \\ 0.5 & 0 & 0 & 1.0 & 1.1 & 0.9 & 2.4 & 0.9 \\ 2.8 & 7.7 & 1.2 & 0.5 & 0.9 & 6 & 4.6 & 5.9 \\ 0.5 & 0.2 & 0 & 1.8 & 8.5 & 4.9 & 4.4 & 0.9 \\ 0.6 & 0.7 & 0.7 & 6.9 & 0.1 & 0 & 3.2 & 3.8 \\ 1.4 & 5.4 & 3.7 & 1.1 & 3 & 0 & 1.3 & 0.7 \end{pmatrix} \quad (13)$$

After the update of this element through equation (12), the result given below is found. The second biggest element of \bar{x} is in row 5, column 5.

$$\bar{x} = \begin{pmatrix} 0 & 0 & 0 & 0 & 0 & 0 & 1.0412 & 0 \\ 0.0056 & 0.2827 & 0.0168 & 0.1525 & 0.1484 & 0.1648 & 0 & 0 \\ 0.1754 & 0.0709 & 0.0688 & 0.3449 & 0 & 0.3438 & 0 & 0.0024 \\ 0.1456 & 0.2412 & 0.2184 & 0.0521 & 0.1131 & 0.0747 & 0 & 0.1571 \\ 0.0711 & 0 & 0.2674 & 0.272 & *0.393 & 0.0024 & 0 & 0.0061 \\ 0.2037 & 0.2823 & 0.2956 & 0.0366 & 0 & 0.0025 & 0 & 0.2186 \\ 0.1681 & 0.174 & 0.1562 & 0 & 0.3053 & 0.2016 & 0 & 0.0144 \\ 0.1142 & 0.0031 & 0.0138 & 0.0829 & 0.0353 & 0.2592 & 0 & 0.2907 \end{pmatrix}$$

After the update of all elements of \bar{x} , get the following solution:

$$\bar{x} = \begin{pmatrix} 0 & 0 & 0 & 0 & 0 & 0 & 1.0412 & 0 \\ 0 & 1.0564 & 0 & 0 & 0 & 0 & 0 & 0 \\ 0 & 0 & 0 & 1.0491 & 0 & 0 & 0 & 0 \\ 1.0632 & 0 & 0 & 0 & 0 & 0 & 0 & 0 \\ 0 & 0 & 0 & 0 & 1.0446 & 0 & 0 & 0 \\ 0 & 0 & 1.0533 & 0 & 0 & 0 & 0 & 0 \\ 0 & 0 & 0 & 0 & 0 & 1.0544 & 0 & 0 \\ 0 & 0 & 0 & 0 & 0 & 0 & 0 & 1.0473 \end{pmatrix}$$

This solution is presented to the Wang's neural network, and after finding another x solution, a new \bar{x} solution is calculated through the "Winner Takes All" principle.

This procedure is made until a good approach to feasible solution is found. In this example, after more 5 iterations, the matrix \bar{x} presents one approach of the optimal solutions:

$$\bar{x} = \begin{pmatrix} 0 & 0 & 0 & 0 & 0 & 0 & 0.9992 & 0 \\ 0 & 0.9996 & 0 & 0 & 0 & 0 & 0 & 0 \\ 0 & 0 & 0 & 0.9994 & 0 & 0 & 0 & 0 \\ 0.999 & 0 & 0 & 0 & 0 & 0 & 0 & 0 \\ 0 & 0 & 0 & 0 & 0.9985 & 0 & 0 & 0 \\ 0 & 0 & 1 & 0 & 0 & 0 & 0 & 0 \\ 0 & 0 & 0 & 0 & 0 & 1.0003 & 0 & 0 \\ 0 & 0 & 0 & 0 & 0 & 0 & 0 & 0.9991 \end{pmatrix}$$

Two important aspects of this technique that must be taken in consideration are the following: the reduced number of iterations necessary to find a feasible solution, and the absence of problems related to the matrices with multiple optimal solutions. The adjustments of the Wang's neural network parameters are essential to guarantee the convergence of this technique, and some forms of adjusting are presented on the next section.

5. The parameters of Wang's recurrent neural network

In this work, the used parameters play basic roles for the convergence of the Wang's neural network. In all the tested matrices, $\eta = 1$ had been considered, and parameters τ and λ had been calculated in many ways, described as follows (Siqueira et al., 2005).

One of the most usual forms to calculate parameter λ for the AP can be found in Wang, 1992, where λ is given by:

$$\lambda = \eta / C_{\max}, \quad (14)$$

where $C_{\max} = \max\{c_{ij}; i, j = 1, 2, \dots, n\}$.

The use of dispersion measures between the c matrix coefficients had revealed to be efficient adjusting parameters τ and λ . Considering δ as the standard deviation between the c cost matrix' coefficients, the parameter λ can be given as:

$$\lambda = \eta / \delta. \quad (15)$$

Another way to adjust λ is to consider it a vector, defined by:

$$\bar{\lambda} = \eta \left(\frac{1}{\delta_1}, \frac{1}{\delta_2}, \dots, \frac{1}{\delta_n} \right), \quad (16)$$

where δ_i , for $i = 1, 2, \dots, n$, represents the standard deviation of each row of the matrix c . Each element of the vector $\bar{\lambda}$ is used to update the corresponding row of the x decision matrix. This form to calculate λ revealed to be more efficient in cost matrices with great dispersion between its values, as shown by the results presented in the next section.

A variation of the expression (14), that uses the same principle of the expression (16), is to define λ by the vector:

$$\bar{\lambda} = \eta \left(\frac{1}{c_{1 \max}}, \frac{1}{c_{2 \max}}, \dots, \frac{1}{c_{n \max}} \right), \quad (17)$$

where $c_{i \max} = \max\{c_{ij}; j = 1, 2, \dots, n\}$, for each $i = 1, 2, \dots, n$. This definition to λ also produces good results in matrices with great dispersion between its coefficients.

The parameter τ depends on the necessary number of iterations for the convergence of the Wang's neural network. When the presented correction "Winner Takes All" technique isn't used, the necessary number of iterations for the convergence of the Wang's neural network varies between 1,000 and 15,000 iterations. In this case, τ is a constant, such that:

$$1,000 \leq \tau \leq 15,000. \quad (18)$$

When the "Winner Takes All" correction is used, the necessary number of iterations varies between 5 and 300. Hence, the value of τ is such that:

$$5 \leq \tau \leq 300. \quad (19)$$

In this work, two other forms of τ parameter adjustment had been used, besides considering it constant, in the intervals showed in expressions (18) and (19). In one of the techniques, τ is given by:

$$\bar{\tau} = \frac{1}{\mu}(\mu_1\delta_1, \mu_2\delta_2, \dots, \mu_n\delta_n), \tag{20}$$

where μ_i are the coefficients average of i th row of matrix c , δ_i is the standard deviation of i th row of matrix c , and μ is the average between the values of all the coefficients of c .

The second proposal of adjustment for τ uses the third term of definition of neural network of Wang (8). When $c_{ij} = c_{\max}$, the term $-\lambda_i c_{ij} \exp(-t / \tau_i) = k_i$ must satisfied $g(k_i) \cong 0$, so x_{ij} has minor value, minimizing the final cost of the Assignment Problem. Isolating τ , and considering $c_{ij} = c_{\max}$ and $\lambda_i = 1/\delta_i$, where $i = 1, 2, \dots, n$, τ is got, as follows:

$$\tau_i = \frac{-t}{\ln\left(\frac{-k_i}{\lambda_i c_{\max}}\right)}, \tag{21}$$

The parameters' application results given by (14)-(21) are presented on next section.

6. Results to assignment problem

In this work, 100 matrices (with dimensions varying of 3x3 until 20x20) had been used to test the techniques of adjustments to parameters presented in previous section, beyond the proposed "Winner Takes All" correction applied to the Wang's recurrent neural network. These matrices had been generated randomly, with some cases of multiple optimal solutions and very closer optimal solutions.

The results to 47 tested matrices with only one optimal global appear in Table 1, and results to 53 matrices with multiple optimal solutions and/or very closer optimal solutions appear in Table 2. Table 3 shown results to all matrices tested to Assignment Problem.

To adjust λ , the following expressions had been used on Tables 1, 2 and 3: (14) in the first and last column; (15) in the second column; (17) in the third column; and (16) in fourth and fifth columns. To calculate τ , the following expressions they had been used: (19) in the three firsts columns; (20) in the fourth column; (21) in the fifth column; and (18) in the last column. The results of the Wang's neural network application, without the use of the proposed correction in this work, are meet in the last column of Tables 1, 2 and 3. In the last row of the Tables 1, 2 and 3 the numbers of iterations of each technique is given by the average between the numbers of iterations found for all tested matrices.

parameter λ	$\lambda = \eta/C_{\max}$	$\lambda = \eta/\delta$	$\lambda_i = \eta/c_{i \max}$	$\lambda = \eta/\delta$	$\lambda_i = \eta/\delta_i$	$\lambda = \eta/C_{\max}$
parameter τ	$5 \leq \tau \leq 300$	$5 \leq \tau \leq 300$	$5 \leq \tau \leq 300$	$\tau_i = \frac{\mu_i \delta_i}{\mu}$	$\tau_i = \frac{-t}{\ln\left(\frac{-k_i}{\lambda_i c_{\max}}\right)}$	$1,000 \leq \tau \leq 15,000$
global optimality	40	45	40	40	46	47
local optimality	7	2	7	7	1	0
infeasibility	0	0	0	0	0	0
global optim.(%)	85	96	85	85	98	100
average error (%)	2.35	0.98	0.74	5.10	0.02	0
iterations (average)	37	46	41	72	51	3,625

Table 1. Results for 47 matrices with only one optimal solution

parameter λ	$\lambda = \eta/C_{\max}$	$\lambda = \eta/\delta$	$\lambda_i = \eta/c_{i \max}$	$\lambda = \eta/\delta$	$\lambda_i = \eta/\delta_i$	$\lambda = \eta/C_{\max}$
parameter τ	$5 \leq \tau \leq 300$	$5 \leq \tau \leq 300$	$5 \leq \tau \leq 300$	$\tau_i = \frac{\mu_i \delta_i}{\mu}$	$\tau_i = \frac{-t}{\ln\left(\frac{-k_i}{\lambda_i c_{\max}}\right)}$	$1,000 \leq \tau \leq 15,000$
global optimality	33	43	32	39	46	0
local optimality	20	10	21	14	7	0
infeasibility	0	0	0	0	0	53
global optim.(%)	62	81	60	74	87	0
average error (%)	4.87	1.63	6.37	4.79	2.14	-
iterations (average)	39	42	41	76	47	6,164

Table 2. Results for 53 matrices with multiple optimal solutions

The results had been considered satisfactory, and the adjustments of the parameters that result in better solutions for the "Winner Takes All" correction are those that use the standard deviation and the average between the elements of matrix of costs, and the use of parameters in vector form revealed to be more efficient for these matrices. The results shown in Tables 1, 2 and 3 reveal that the dispersion techniques between the coefficients of matrix c are more efficient for the use of the correction "Winner Takes All" in matrices with multiple optimal solutions.

parameter λ	$\lambda = \eta/C_{\max}$	$\lambda = \eta/\delta$	$\lambda_i = \eta/c_{i \max}$	$\lambda = \eta/\delta$	$\lambda_i = \eta/\delta_i$	$\lambda = \eta/C_{\max}$
parameter τ	$5 \leq \tau \leq 300$	$5 \leq \tau \leq 300$	$5 \leq \tau \leq 300$	$\tau_i = \frac{\mu_i \delta_i}{\mu}$	$\tau_i = \frac{-t}{\ln\left(\frac{-k_i}{\lambda_i c_{\max}}\right)}$	$1,000 \leq \tau \leq 15,000$
global optim.(%)	73	88	72	79	92	47
local optimality	27	12	28	21	8	0
infeasibility	0	0	0	0	0	53
average error (%)	3.17	1.19	2.57	5.00	0.71	-
iterations (average)	38	44	41	74	49	4,970

Table 3. Results for all matrices

The pure Wang's neural network has slower convergence when the adjustments described by (15)-(17) and (19)-(21) are applied for the parameters λ and τ , respectively. Better results are found with combination of parameters (16) and (21), as shown in Tables 1, 2 and 3. This combination is used to solve the Traveling Salesman Problem.

These results shows that the "Winner Takes All" principle, applied to the Wang's neural network, produces good results to Assignment Problem, mainly in matrices with multiple optimal solutions. The parameters to Wang's neural network presented in section 5 show the efficiency of this technique for great scale problems, because the average number of iterations necessary to find feasible solutions for the Assignment Problem was considerably reduced, compared to the pure Wang's neural network.

The application of "Winner Take All" principle to Wang's recurrent neural network to solve the Traveling Salesman Problem is presented on next sections.

7. The traveling salesman problem

The formulation of Traveling Salesman Problem is the same of Assignment Problem, with the additional constraint of Hamiltonian circuit, i.e., the feasible route must form a cycle which visits each city exactly once, and returns to the starting city:

$$\text{Minimize } C = \sum_{i=1}^n \sum_{j=1}^n c_{ij} x_{ij} \quad (22)$$

$$\text{Subject to } \sum_{i=1}^n x_{ij} = 1, \quad j = 1, 2, \dots, n \quad (23)$$

$$\sum_{j=1}^n x_{ij} = 1, \quad i = 1, 2, \dots, n \quad (24)$$

$$x_{ij} \in \{0, 1\}, \quad i, j = 1, 2, \dots, n \quad (25)$$

$$\tilde{x} \text{ forms a Hamiltonian cycle} \quad (26)$$

where the vector \tilde{x} has the whole sequence of the route that was found, i.e., the solution for the Traveling Salesman Problem.

The Traveling Salesman Problem is a classical problem of combinatorial optimization in the Operations Research area. The purpose is to find a minimum total cost Hamiltonian cycle (Ahuja et al., 1993). There are several practical uses for this problem, such as Vehicle Routing (Laporte, 1992) and Drilling Problems (Onwubolu & Clerc, 2004).

This problem has been used during the last years as a basis for comparison in order to improve several optimization techniques, such as Genetic Algorithms (Affenzeller & Wanger, 2003), Simulated Annealing (Budinich, 1996), Tabu Search (Liu et al., 2003), Local Search (Bianchi et al., 2005), Ant Colony (Chu et al., 2004) and Neural Networks (Leung et al., 2004; Siqueira et al., 2007).

The main types of Neural Network used to solve the Traveling Salesman Problem are: Hopfield's Recurrent Networks (Wang et al., 2002) and Kohonen's Self-Organizing Maps (Leung et al., 2003). In a Hopfield's Network, the main idea is to automatically find a solution for the Traveling Salesman Problem by means of an equilibrium state of the equation system defined for the Traveling Salesman Problem. By using Kohonen's Maps for the Traveling Salesman Problem, the final route is determined through the cities corresponding to those neurons that have weights that are closest to the pair of coordinates ascribed to each city in the problem.

Wang's recurrent neural network with the "Winner Takes All" principle can be applied to solve the Traveling Salesman Problem on this way: solving this problem as if it were an Assignment Problem by means of the Wang's neural network, and, furthermore, using the "Winner Takes All" principle on the solutions found with the Wang's neural network, with the constraint that the solutions found must form a feasible route for the Traveling Salesman

Problem. The parameters used for the Wang's neural network are those that show the best solutions for the Assignment Problem, as shown on Tables 1, 2 and 3 of previous section.

The solutions found with the heuristic technique proposed in this work are compared with the solutions from the Self-Organizing Maps (SOM) and the Simulated Annealing (SA) for the symmetrical TSP, and with other heuristics for the asymmetrical TSP. The 2-opt Local Search technique (Bianchi et al., 2005) is used to improve the solutions found with the technique proposed in this work. The data used for the comparisons are from the TSPLIB database (Reinelt, 1991).

8. Wang's neural network and "Winner Takes All" principle to traveling salesman problem

The algorithm presented on section 4 to Assignment Problem can be easily modified to solve the Traveling Salesman Problem:

Step 1: Determine a maximum number of routes r_{\max} . Find a solution x to Assignment Problem using the Wang's neural network. If $Wx(t) - \theta \leq \phi$, then go to Step 2.

Otherwise, find another solution x .

Step 2: Given the decision matrix, consider matrix \bar{x} , where $\bar{x} = x$, $m = 1$ and go to Step 3.

Step 3: Choose a row k in decision matrix \bar{x} . Do $p = k$, $\tilde{x}(m) = k$ and go to Step 4.

Step 4: Find the biggest element of row k , \bar{x}_{kl} . This element's value is given by the half of the sum of all elements of row k and of column l of matrix x , i.e.,

$$\bar{x}_{kl} = \frac{1}{2} \left(\sum_{i=1}^n x_{il} + \sum_{j=1}^n x_{kj} \right). \quad (27)$$

The other elements of row k and column l become null. So that sub-routes are not formed, the other elements of column k must also be null. Do $\tilde{x}(m+1) = l$; to continue the Traveling Salesman Problem route, make $k = l$ and go to Step 5.

Step 5: If $m < n$, then make $m = m + 1$ and go to Step 4. Otherwise, do

$$\bar{x}_{kp} = \frac{1}{2} \left(\sum_{i=1}^n x_{ip} + \sum_{j=1}^n x_{kj} \right), \quad (28)$$

$\tilde{x}(n+1) = p$, determine the route's cost, C , and go to Step 6.

Step 6: If $C < C_{\min}$, then do $C_{\min} = C$ and $x = \bar{x}$. Make $r = r + 1$. If $r < r_{\max}$, then run the Wang's neural network again and go to Step 2, otherwise Stop.

8.1 Illustrative examples applied to problems of TSPLIB

Consider the symmetrical Traveling Salesman Problem with 14-city instances burma14, due Zaw & Win (Reinelt, 1991), as shown in Fig. 1. After 17 iterations, the Wang's neural network presents the following solution for the Assignment Problem:

$$\bar{x} = \begin{pmatrix} 0 & 0.17 & 0.04 & 0.02 & 0.02 & 0.02 & 0.03 & 0.16 & 0.15 & 0.16 & 0.14 & 0.02 & 0.06 & 0.04 \\ 0.18 & 0 & 0.09 & 0.03 & 0.01 & 0.02 & 0.03 & 0.14 & 0.1 & 0.13 & 0.1 & 0.02 & 0.05 & 0.06 \\ 0.04 & 0.09 & 0 & 0.24 & 0.06 & 0.07 & 0.05 & 0.04 & 0.02 & 0.02 & 0.02 & 0.09 & 0.04 & 0.19 \\ 0.02 & 0.04 & 0.22 & 0 & 0.2 & 0.12 & 0.06 & 0.02 & 0.01 & 0.01 & 0.02 & 0.13 & 0.04 & 0.12 \\ 0.02 & 0.03 & 0.08 & 0.17 & 0 & 0.18 & 0.1 & 0.03 & 0.02 & 0.02 & 0.02 & 0.13 & 0.07 & 0.07 \\ 0.02 & 0.02 & 0.07 & 0.13 & 0.23 & 0 & 0.12 & 0.02 & 0.02 & 0.01 & 0.02 & 0.2 & 0.07 & 0.09 \\ 0.03 & 0.03 & 0.04 & 0.05 & 0.09 & 0.15 & 0 & 0.05 & 0.03 & 0.02 & 0.04 & 0.14 & 0.23 & 0.09 \\ *0.18 & 0.14 & 0.04 & 0.02 & 0.02 & 0.02 & 0.04 & 0 & 0.14 & 0.12 & 0.15 & 0.02 & 0.08 & 0.04 \\ 0.14 & 0.1 & 0.03 & 0.01 & 0.02 & 0.02 & 0.04 & 0.12 & 0 & 0.23 & 0.22 & 0.02 & 0.06 & 0.03 \\ 0.14 & 0.12 & 0.03 & 0.02 & 0.03 & 0.02 & 0.04 & 0.11 & 0.19 & 0 & 0.17 & 0.02 & 0.06 & 0.03 \\ 0.14 & 0.09 & 0.03 & 0.01 & 0.02 & 0.02 & 0.04 & 0.13 & 0.22 & 0.21 & 0 & 0.02 & 0.06 & 0.03 \\ 0.02 & 0.03 & 0.09 & 0.14 & 0.16 & 0.21 & 0.12 & 0.03 & 0.02 & 0.01 & 0.02 & 0 & 0.07 & 0.12 \\ 0.06 & 0.05 & 0.03 & 0.03 & 0.04 & 0.08 & 0.24 & 0.1 & 0.07 & 0.03 & 0.08 & 0.08 & 0 & 0.08 \\ 0.03 & 0.06 & 0.2 & 0.14 & 0.05 & 0.1 & 0.09 & 0.05 & 0.02 & 0.01 & 0.02 & 0.13 & 0.08 & 0 \end{pmatrix}$$

In this decision matrix, a city is chosen to start the route, for instance, city 8, this is, $p = 8$. In row p of the decision matrix the biggest element is chosen, thus defining the Traveling Salesman's destiny when he leaves city p . The biggest element of row p is in column 1, therefore, $k = p = 8$ and $l = 1$. After the decision matrix \bar{x} is updated by means of equation (27), the route goes on with $k = 1$:

$$\bar{x} = \begin{pmatrix} 0 & *0.17 & 0.04 & 0.02 & 0.02 & 0.02 & 0.03 & 0.16 & 0.15 & 0.16 & 0.14 & 0.02 & 0.06 & 0.04 \\ 0 & 0 & 0.09 & 0.03 & 0.01 & 0.02 & 0.03 & 0.14 & 0.1 & 0.13 & 0.1 & 0.02 & 0.05 & 0.06 \\ 0 & 0.09 & 0 & 0.24 & 0.06 & 0.07 & 0.05 & 0.04 & 0.02 & 0.02 & 0.02 & 0.09 & 0.04 & 0.19 \\ 0 & 0.04 & 0.22 & 0 & 0.2 & 0.12 & 0.06 & 0.02 & 0.01 & 0.01 & 0.02 & 0.13 & 0.04 & 0.12 \\ 0 & 0.03 & 0.08 & 0.17 & 0 & 0.18 & 0.1 & 0.03 & 0.02 & 0.02 & 0.02 & 0.13 & 0.07 & 0.07 \\ 0 & 0.02 & 0.07 & 0.13 & 0.23 & 0 & 0.12 & 0.02 & 0.02 & 0.01 & 0.02 & 0.2 & 0.07 & 0.09 \\ 0 & 0.03 & 0.04 & 0.05 & 0.09 & 0.15 & 0 & 0.05 & 0.03 & 0.02 & 0.04 & 0.14 & 0.23 & 0.09 \\ 1.01 & 0 & 0 & 0 & 0 & 0 & 0 & 0 & 0 & 0 & 0 & 0 & 0 & 0 \\ 0 & 0.1 & 0.03 & 0.01 & 0.02 & 0.02 & 0.04 & 0.12 & 0 & 0.23 & 0.22 & 0.02 & 0.06 & 0.03 \\ 0 & 0.12 & 0.03 & 0.02 & 0.03 & 0.02 & 0.04 & 0.11 & 0.19 & 0 & 0.17 & 0.02 & 0.06 & 0.03 \\ 0 & 0.09 & 0.03 & 0.01 & 0.02 & 0.02 & 0.04 & 0.13 & 0.22 & 0.21 & 0 & 0.02 & 0.06 & 0.03 \\ 0 & 0.03 & 0.09 & 0.14 & 0.16 & 0.21 & 0.12 & 0.03 & 0.02 & 0.01 & 0.02 & 0 & 0.07 & 0.12 \\ 0 & 0.05 & 0.03 & 0.03 & 0.04 & 0.08 & 0.24 & 0.1 & 0.07 & 0.03 & 0.08 & 0.08 & 0 & 0.08 \\ 0 & 0.06 & 0.2 & 0.14 & 0.05 & 0.1 & 0.09 & 0.05 & 0.02 & 0.01 & 0.02 & 0.13 & 0.08 & 0 \end{pmatrix}$$

The biggest element of row 1 in matrix \bar{x} is in column 2, therefore, $l = 2$. This procedure is executed until all rows are updated, thus defining the route: $\tilde{x} = (8, 1, 2, 10, 9, 11, 13, 7, 6, 5, 4, 3, 14, 12, 8)$, as shown in Fig. 1a, with a cost of 34.03, which represents an average error of 10.19%.

$$\bar{x} = \begin{pmatrix} 0 & 0.99 & 0 & 0 & 0 & 0 & 0 & 0 & 0 & 0 & 0 & 0 & 0 & 0 \\ 0 & 0 & 0 & 0 & 0 & 0 & 0 & 0 & 0 & 0.99 & 0 & 0 & 0 & 0 \\ 0 & 0 & 0 & 0 & 0 & 0 & 0 & 0 & 0 & 0 & 0 & 0 & 0 & 0.99 \\ 0 & 0 & 0.99 & 0 & 0 & 0 & 0 & 0 & 0 & 0 & 0 & 0 & 0 & 0 \\ 0 & 0 & 0 & 0.99 & 0 & 0 & 0 & 0 & 0 & 0 & 0 & 0 & 0 & 0 \\ 0 & 0 & 0 & 0 & 1.01 & 0 & 0 & 0 & 0 & 0 & 0 & 0 & 0 & 0 \\ 0 & 0 & 0 & 0 & 0 & 1.00 & 0 & 0 & 0 & 0 & 0 & 0 & 0 & 0 \\ 1.01 & 0 & 0 & 0 & 0 & 0 & 0 & 0 & 0 & 0 & 0 & 0 & 0 & 0 \\ 0 & 0 & 0 & 0 & 0 & 0 & 0 & 0 & 0 & 0 & 1.01 & 0 & 0 & 0 \\ 0 & 0 & 0 & 0 & 0 & 0 & 0 & 0 & 0 & 0.99 & 0 & 0 & 0 & 0 \\ 0 & 0 & 0 & 0 & 0 & 0 & 0 & 0 & 0 & 0 & 0 & 0 & 0.99 & 0 \\ 0 & 0 & 0 & 0 & 0 & 0 & 0 & 0.99 & 0 & 0 & 0 & 0 & 0 & 0 \\ 0 & 0 & 0 & 0 & 0 & 0 & 1.00 & 0 & 0 & 0 & 0 & 0 & 0 & 0 \\ 0 & 0 & 0 & 0 & 0 & 0 & 0 & 0 & 0 & 0 & 0 & 1.00 & 0 & 0 \end{pmatrix}$$

This solution is presented to the Wang’s neural network, by making $x = \bar{x}$. After more 16 iterations the neural network the following decision matrix is presented:

$$\bar{x} = \begin{pmatrix} 0 & 0.18 & 0.05 & 0.02 & 0.02 & 0.02 & 0.03 & 0.19 & 0.16 & 0.18 & 0.15 & 0.02 & 0.07 & 0.04 \\ 0.19 & 0 & 0.11 & 0.03 & 0.02 & 0.02 & 0.03 & 0.18 & 0.12 & 0.15 & 0.11 & 0.02 & 0.07 & 0.07 \\ 0.03 & 0.09 & 0 & 0.23 & 0.06 & 0.07 & 0.04 & 0.04 & 0.02 & 0.02 & 0.02 & 0.07 & 0.05 & 0.17 \\ 0.02 & 0.04 & 0.26 & 0 & 0.23 & 0.14 & 0.06 & 0.03 & 0.02 & 0.03 & 0.02 & 0.11 & 0.05 & 0.12 \\ 0.02 & 0.03 & 0.09 & 0.18 & 0 & 0.2 & 0.1 & 0.03 & 0.02 & 0.03 & 0.02 & 0.12 & 0.09 & 0.07 \\ 0.01 & 0.02 & 0.07 & 0.1 & 0.21 & 0 & 0.09 & 0.02 & 0.01 & 0.01 & 0.01 & 0.14 & 0.07 & 0.07 \\ 0.03 & 0.03 & 0.05 & 0.05 & 0.11 & 0.18 & 0 & 0.06 & 0.04 & 0.02 & 0.04 & 0.13 & 0.28 & 0.1 \\ 0.17 & 0.14 & 0.04 & 0.02 & 0.02 & 0.02 & 0.04 & 0 & 0.14 & 0.12 & 0.14 & 0.02 & 0.08 & 0.04 \\ 0.13 & 0.1 & 0.03 & 0.01 & 0.02 & 0.02 & 0.03 & 0.13 & 0 & 0.25 & 0.21 & 0.01 & 0.07 & 0.03 \\ 0.13 & 0.13 & 0.04 & 0.02 & 0.03 & 0.02 & 0.03 & 0.12 & 0.2 & 0 & 0.17 & 0.02 & 0.06 & 0.03 \\ 0.12 & 0.09 & 0.03 & 0.01 & 0.02 & 0.02 & 0.03 & 0.13 & 0.21 & 0.21 & 0 & 0.01 & 0.07 & 0.02 \\ 0.02 & 0.02 & 0.09 & 0.12 & 0.15 & 0.2 & 0.09 & 0.03 & 0.01 & 0.01 & 0.01 & 0 & 0.07 & 0.1 \\ 0.07 & 0.06 & 0.04 & 0.03 & 0.05 & 0.09 & 0.25 & 0.13 & 0.08 & 0.04 & 0.08 & 0.07 & 0 & 0.09 \\ 0.04 & 0.08 & 0.26 & 0.15 & 0.06 & 0.12 & 0.09 & 0.06 & 0.03 & 0.02 & 0.03 & 0.13 & 0.1 & 0 \end{pmatrix},$$

Through the “Winner Takes All” principle, an approximation for the optimal solution of this problem is found with the route: $\tilde{x} = (2, 1, 10, 9, 11, 8, 13, 7, 12, 6, 5, 4, 3, 14, 2)$, with a cost of 30.88 (Fig. 2b).

$$\bar{x} = \begin{pmatrix} 0 & 0 & 0 & 0 & 0 & 0 & 0 & 0 & 0 & 0.99 & 0 & 0 & 0 & 0 \\ 1.00 & 0 & 0 & 0 & 0 & 0 & 0 & 0 & 0 & 0 & 0 & 0 & 0 & 0 \\ 0 & 0 & 0 & 0 & 0 & 0 & 0 & 0 & 0 & 0 & 0 & 0 & 0 & 0.99 \\ 0 & 0 & 0.99 & 0 & 0 & 0 & 0 & 0 & 0 & 0 & 0 & 0 & 0 & 0 \\ 0 & 0 & 0 & 0.99 & 0 & 0 & 0 & 0 & 0 & 0 & 0 & 0 & 0 & 0 \\ 0 & 0 & 0 & 0 & 1.01 & 0 & 0 & 0 & 0 & 0 & 0 & 0 & 0 & 0 \\ 0 & 0 & 0 & 0 & 0 & 0 & 0 & 0 & 0 & 0 & 0 & 0.99 & 0 & 0 \\ 0 & 0 & 0 & 0 & 0 & 0 & 0 & 0 & 0 & 0 & 0 & 0 & 0.99 & 0 \\ 0 & 0 & 0 & 0 & 0 & 0 & 0 & 0 & 0 & 0 & 1.01 & 0 & 0 & 0 \\ 0 & 0 & 0 & 0 & 0 & 0 & 0 & 0 & 0.99 & 0 & 0 & 0 & 0 & 0 \\ 0 & 0 & 0 & 0 & 0 & 0 & 0 & 0.99 & 0 & 0 & 0 & 0 & 0 & 0 \\ 0 & 0 & 0 & 0 & 0 & 1.01 & 0 & 0 & 0 & 0 & 0 & 0 & 0 & 0 \\ 0 & 0 & 0 & 0 & 0 & 0 & 1.00 & 0 & 0 & 0 & 0 & 0 & 0 & 0 \\ 0 & 1.00 & 0 & 0 & 0 & 0 & 0 & 0 & 0 & 0 & 0 & 0 & 0 & 0 \end{pmatrix}$$

Consider the symmetrical Traveling Salesman Problem with 42-city instance by Dantzig (Reinelt, 1991), as shown in Fig. 3 and 4. This problem contains coordinates of cities in the United States, and after 25 epochs the condition $Wx(t) - \theta \leq \phi$ is satisfied with $\phi = 0.01$ and the Wang’s neural network presents the first solution \tilde{x}_1 for the Traveling Salesman Problem, as shown in Fig. 3a.

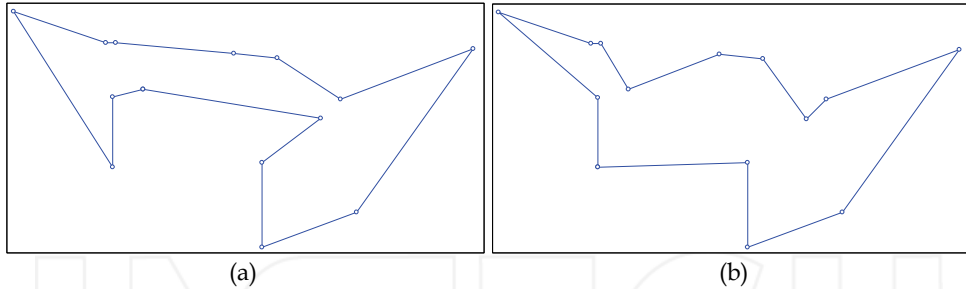


Fig. 2. (a) Feasible solution found to burma14 through the proposed method, with an average error of 10.19%. (b) Optimal solution found through the proposed method

The solution \tilde{x}_1 is presented to Wang’s neural network, and after 20 iterations an improved solution is reached, with the average error decreasing from 19.56% to 0.83% as shown in Fig. 3a and 3b.

An improvement to heuristic Wang’s neural network is the application of local search 2-opt heuristic on Step 5 of the algorithm shown in this section. This application is made after the expression (27), to the Wang’s neural network solution in the algorithm, just as an improvement. The results of Wang’s neural network with 2-opt on problem dantzig42 is shown in Fig. 4, where after 72 epochs an optimal solution is found.

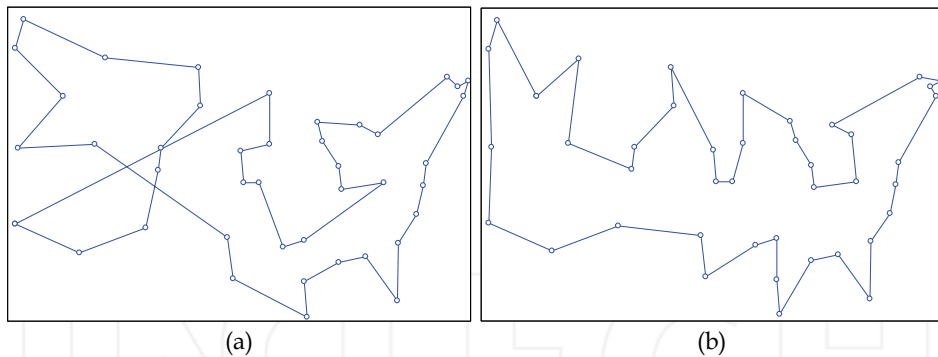


Fig. 3. Solutions found to dantzig42 data without 2-opt improvement. (a) First feasible tour found through the proposed heuristic, with an average error of 19.56%. (b) Tour with 0.83% of average error, after 29 iterations.

Others examples of results found to symmetrical Traveling Salesman problems are (Reinelt, 1991): the 58-city instance of Brazil, due Ferreira, shown in Fig. 5; the 532-city instances of United States due Padberg and Rinaldi, shown in Fig. 6; and the drilling problem u724 due Reinelt, shown in Fig. 7.

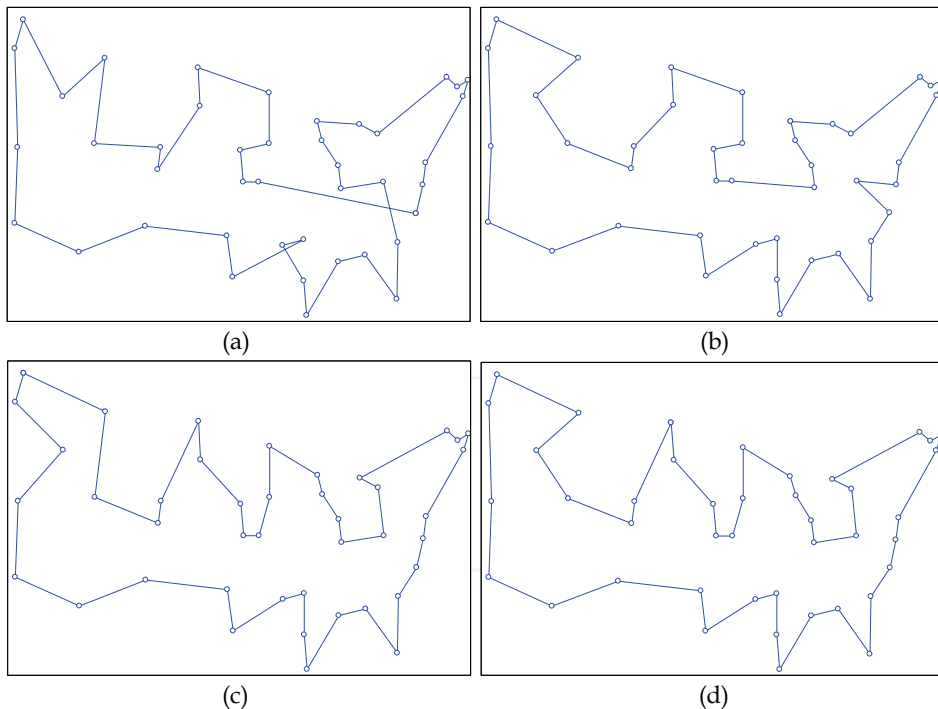


Fig. 4. Solutions found to dantzig42 data with 2-opt improvement. (a) First feasible solution found, in 26 epochs and average error of 8.77%. (b) 36 epochs and error 1.5%. (c) 45 epochs and error 0.57%. (d) 72 epochs and optimal solution found.

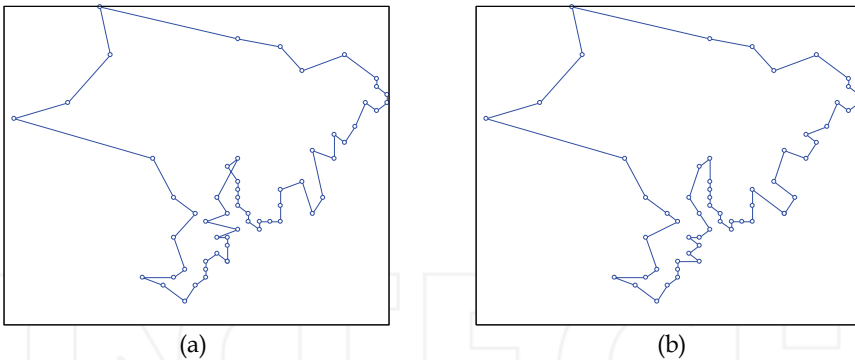


Fig. 5. Solutions found to brazil58 data. (a) Feasible solution found without local search improvement with 81 epochs and average error of 2.9%. (b) Optimal solution found with 2-opt improvement with 88 epochs.

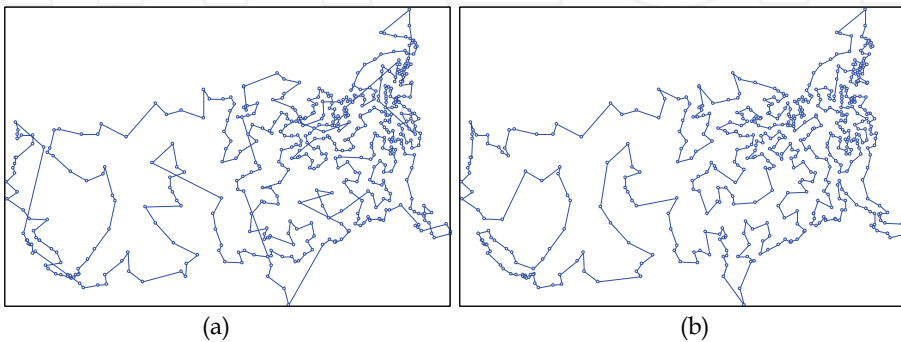


Fig. 6. Solutions found to att532 data. (a) Feasible solution found without local search improvement with 411 epochs and average error of 14.58%. (b) Feasible solution found with local search improvement with 427 epochs and average error of 1.27%.

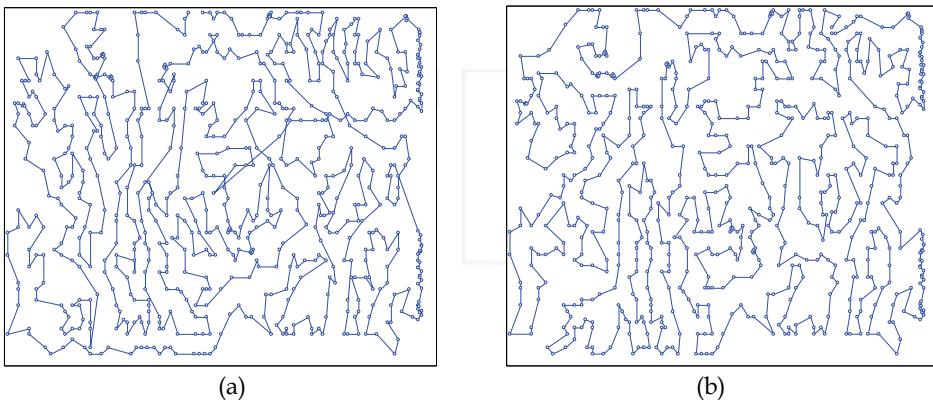


Fig. 7. Solutions found to u724 data. (a) Feasible solution found without local search improvement with 469 epochs and average error of 16.85%. (b) Feasible solution found with local search improvement with 516 epochs and average error of 6.28%.

The next Section shows the results of applying this technique to some of the TSPLIB's problems for symmetrical and asymmetrical Traveling Salesman problems.

9. Comparisons of technique proposed with others heuristics to some TSPLIB's problems

The results found with the technique proposed to problems of TSPLIB with symmetrical cases are compared with Self Organizing Maps and Simulated Annealing results. In asymmetrical problems of TSPLIB, the technique proposed are compared with heuristic of insertion of arcs. In both cases the local search technique was applied to results found with Wang's Recurrent Neural Network with "Winner Takes All".

For symmetrical problems, the following methods were used to compare with the technique presented in this work:

- the method that involves statistical methods between neurons' weights of Self Organizing Maps (Aras et al., 1999) and has a global version (KniesG: Kohonen Network Incorporating Explicit Statistics Global), where all cities are used in the neuron dispersion process, and a local version (KniesL), where only some represented cities are used in the neuron dispersion step;
- the Simulated Annealing technique (Budinich, 1996), using the 2-opt improvement technique;
- Budinich's Self Organizing Map, which consists of a traditional Self Organizing Map applied to the Traveling Salesman Problem, presented in Budinich, 1996;
- the expanded Self Organizing Map (ESOM), which, in each iteration, places the neurons close to their corresponding input data (cities) and, at the same time, places them at the convex contour determined by the cities (Leung et al., 2004);
- the efficient and integrated Self Organizing Map (eiSOM), where the ESOM procedures are used and the winning neuron is placed at the mean point among its closest neighboring neurons (Jin et al., 2003);
- the efficient Self Organizing Map technique (SETSP), which defines the updating forms for parameters that use the number of cities of problem (Vieira et al., 2003);
- and Kohonen's cooperative adaptive network (CAN) uses the idea of cooperation between the neurons' close neighbors and uses a number of neurons that is larger than the number of cities in the problem (Cochrane & Beasley, 2003).

The computational complexity of the proposed heuristic is $O(n^2 + n)$ (Wang, 1997), considered competitive when compared to the complexity of mentioned Self Organizing Map, which have complexity $O(n^2)$ (Leung et al., 2004). The CAN technique has a computational complexity of $O(n^2 \log(n))$ (Cochrane & Beasley, 2003), while the Simulated Annealing technique has a complexity of $O(n^4 \log(n))$ (Liu et al., 2003).

The results for the proposed heuristic in this paper, together with the 2-opt improvement, presented an average error range from 0 to 3.31%, as shown in the 2-opt column of Table 4. The methods that use improvement techniques to their solutions are Simulated Annealing, CAN and Wang's neural network with "Winner Takes All".

The technique proposed in this paper, with 2-opt, present better results than Simulated Annealing and CAN methods in almost every problem, with the only exception in the *lin105* problem. Without the improvement 2-opt, the results of problems *eil76*, *eil51*, *eil101* and

rat195 are better than the results of the other neural networks that do not use improvement techniques in its solutions.

In Table 4 are shown the average errors of the techniques mentioned above. The "pure" technique proposed in this work to Traveling Salesman Problem, the proposed technique with the 2-opt improvement algorithm, as well as the best (max) and worst (min) results of each problem considered are also shown.

TSP's name	n	optimal solution	average error (%)										
			for 8 algorithms presented on TSPLIB									WRNN with WTA	
			KniesG	KniesL	SA	Budinich	ESom	EiSom	Setsp	CAN	Max	Min	2-opt
eil51	51	430	2.86	2.86	2.33	3.10	2.10	2.56	2.22	0.94	1.16	1.16	0
st70	70	678.6	2.33	1.51	2.14	1.70	2.09	NC	1.60	1.33	4.04	2.71	0
eil76	76	545.4	5.48	4.98	5.54	5.32	3.89	NC	4.23	2.04	2.49	1.03	0
gr96	96	514	NC	NC	4.12	2.09	1.03	NC	NC	NC	6.61	4.28	0
rd100	100	7,910	2.62	2.09	3.26	3.16	1.96	NC	2.60	1.23	7.17	6.83	0.08
eil101	101	629	5.63	4.66	5.74	5.24	3.43	3.59	NC	1.11	7.95	3.02	0.48
lin105	105	14,383	1.29	1.98	1.87	1.71	0.25	NC	1.30	0	5.94	4.33	0.20
pr107	107	44,303	0.42	0.73	1.54	1.32	1.48	NC	0.41	0.17	3.14	3.14	0
pr124	124	59,030	0.49	0.08	1.26	1.62	0.67	NC	NC	2.36	2.63	0.33	0
bier127	127	118,282	3.08	2.76	3.52	3.61	1.70	NC	1.85	0.69	5.08	4.22	0.37
pr136	136	96,772	5.15	4.53	4.90	5.20	4.31	NC	4.40	3.94	6.86	5.99	1.21
pr152	152	73,682	1.29	0.97	2.64	2.04	0.89	NC	1.17	0.74	3.27	3.23	0
rat195	195	2,323	11.92	12.24	13.29	11.48	7.13	NC	11.19	5.27	8.82	5.55	3.31
kroa200	200	29,368	6.57	5.72	5.61	6.13	2.91	1.64	3.12	0.92	12.25	8.95	0.62
lin318	318	42,029	NC	NC	7.56	8.19	4.11	2.05	NC	2.65	8.65	8.35	1.90
pcb442	442	50,784	10.45	11.07	9.15	8.43	7.43	6.11	10.16	5.89	13.18	9.16	2.87
att532	532	27,686	6.8	6.74	5.38	5.67	4.95	3.35	NC	3.32	15.43	14.58	1.28

Table 4. Results of the experiments for the symmetrical problems of TSP, with techniques presented on TSPLIB: KniesG, KniesL, SA, Budinich's SOM, ESOM, EISOM, SETSP, CAN and a technique presented on this paper: WRNN with WTA. The solutions presented in bold characters show the best results for each problem, disregarding the results with the 2-opt technique. (NC = not compared)

For the asymmetrical problems, the techniques used to compare with the technique proposed in this work were (Glover et al., 2001):

- the Karp-Steele path methods (KSP) and general Karp-Steele (GKS), which begin with one cycle and by removing arcs and placing new arcs, transform the initial cycle into a

Hamiltonian one. The difference between these two techniques is that the GKS uses all of the cycle's vertices for the changes in the cycle's arcs;

- the path recursive contraction (PRC) that consists in forming an initial cycle and transforming it into a Hamiltonian cycle by removing arcs from every sub-cycle;
- the contraction or path heuristic (COP), which is a combination of the GKS and RPC techniques;
- the "greedy" heuristic (GR) that chooses the smallest arc in the graph, contracts this arc creating a new graph, and keeps this procedure up to the last arc, thus creating a route;
- and the random insertion heuristic (RI) that initially chooses 2 vertices, inserts one vertex that had not been chosen, thus creating a cycle, and repeats this procedure until it creates a route including all vertices.

TSP's name	n	optimal solution	average error (%)									
			for 6 algorithms						WRNN with WTA			
			GR	RI	KSP	GKS	PRC	COP	max	Min	2-opt	
br17	17	39	102.56	0	0	0	0	0	0	0	0	0
ftv33	33	1,286	31.34	11.82	13.14	8.09	21.62	9.49	7.00	0	0	0
ftv35	35	1,473	24.37	9.37	1.56	1.09	21.18	1.56	5.70	3.12	3.12	3.12
ftv38	38	1,530	14.84	10.20	1.50	1.05	25.69	3.59	3.79	3.73	3.01	3.01
pr43	43	5,620	3.59	0.30	0.11	0.32	0.66	0.68	0.46	0.29	0.05	0.05
ftv44	44	1,613	18.78	14.07	7.69	5.33	22.26	10.66	2.60	2.60	2.60	2.60
ftv47	47	1,776	11.88	12.16	3.04	1.69	28.72	8.73	8.05	3.83	3.83	3.83
ry48p	48	14,422	32.55	11.66	7.23	4.52	29.50	7.97	6.39	5.59	1.24	1.24
ft53	53	6,905	80.84	24.82	12.99	12.31	18.64	15.68	3.23	2.65	2.65	2.65
ftv55	55	1,608	25.93	15.30	3.05	3.05	33.27	4.79	12.19	11.19	6.03	6.03
ftv64	64	1,839	25.77	18.49	3.81	2.61	29.09	1.96	2.50	2.50	2.50	2.50
ft70	70	38,673	14.84	9.32	1.88	2.84	5.89	1.90	2.43	1.74	1.74	1.74
ftv70	70	1,950	31.85	16.15	3.33	2.87	22.77	1.85	8.87	8.77	8.56	8.56
kro124p	100	36,230	21.01	12.17	16.95	8.69	23.06	8.79	10.52	7.66	7.66	7.66
ftv170	170	2,755	32.05	28.97	2.40	1.38	25.66	3.59	14.66	12.16	12.16	12.16
rbg323	323	1,326	8.52	29.34	0	0	0.53	0	16.44	16.14	16.14	16.14
rbg358	358	1,163	7.74	42.48	0	0	2.32	0.26	22.01	12.73	8.17	8.17
rbg403	403	2,465	0.85	9.17	0	0	0.69	0.20	4.71	4.71	4.71	4.71
rbg443	443	2,720	0.92	10.48	0	0	0	0	8.05	8.05	2.17	2.17

Table 5. Results of the experiments for the asymmetrical problems of TSP with techniques presented on TSPLIB: GR, RI, KSP, GKS, RPC, COP and a technique presented on this paper: WRNN with WTA. The solutions presented in bold characters show the best results for each problem, disregarding the results with the 2-opt technique.

Table 5 shows the average errors of the techniques described, as well as those of the "pure" technique presented in this work and of the proposed technique with the 2-opt technique.

The results of the "pure" technique proposed in this work are better or equivalent to those of the other heuristics mentioned above, for problems br17, ftv33, ftv44, ft53, ft70 and kro124p, as shown in Table 5. By using the 2-opt technique on the proposed technique, the best results were found for problems br17, ftv33, pr43, ry48p, ftv44, ft53, ft70 and kro124p, with average errors ranging from 0 to 16.14%.

10. Conclusions

This work presented the Wang's recurrent neural network with the "Winner Takes All" principle to solve the Assignment Problem and Traveling Salesman Problem. The application of parameters with measures of matrices dispersion showed better results to both problems.

The results of matrices to Assignment Problem had shown that the principle "Winner Takes all" solves problems in matrices with multiple optimal solutions, besides speed the convergence of the Wang's neural network using only 1% of necessary iterations of neural network pure.

Using the best combination of parameters, the average errors are only 0.71% to 100 tested matrices to Assignment Problem. Using these parameters solutions of Traveling Salesman Problem can be found.

By means of the Wang's neural network, a solution for the Assignment Problem is found and the "Winner Takes All" principle is applied to this solution, transforming it into a feasible route for the Traveling Salesman Problem. These technique's solutions were considerably improved when the 2-opt technique was applied on the solutions presented by the proposed technique in this work.

The data used for testing were obtained at the TSPLIB and the comparisons that were made with other heuristics showed that the technique proposed in this work achieves better results in several of the problems tested, with average errors below 16.14% to these problems.

A great advantage of implementing the technique presented in this work is the possibility of using the same technique to solve both symmetrical and asymmetrical Traveling Salesman Problem as well.

11. References

- Affenzeller, M. & Wanger, S. (2003). A Self-Adaptive Model for Selective Pressure Handling within the Theory of Genetic Algorithms, *Proceedings of Computer Aided Systems Theory - EUROCAST 2003*, pp. 384-393, ISBN 978-3-540-20221-9, Las Palmas de Gran Canaria, Spain, February, 2003, Springer, Berlin
- Ahuja, R.K.; Mangnanti, T.L. & Orlin, J.B. (1993). *Network Flows theory, algorithms, and applications*, Prentice Hall, ISBN ISBN 0-13-617549-X, New Jersey.
- Aras, N.; Oommen, B.J. & Altinel, I.K. (1999). The Kohonen network incorporating explicit statistics and its application to the traveling salesman problem. *Neural Networks*, Vol. 12, No. 9, November 1999, pp. 1273-1284, ISSN 0893-6080
- Bianchi, L.; Knowles, J. & Bowler, J. (2005). Local search for the probabilistic traveling salesman problem: Correction to the 2-p-opt and 1-shift algorithms. *European Journal of Operational Research*, Vol. 162, No. 1, April 2005, pp. 206-219, ISSN 0377-2217

- Budinich, M. (1996). A self-organizing neural network for the traveling salesman problem that is competitive with simulated annealing. *Neural Computation*, Vol. 8, No. 2, February 1996, pp. 416-424, ISSN 0899-7667
- Chu, S.C.; Roddick, J.F. & Pan, J.S. (2004). Ant colony system with communication strategies. *Information Sciences*, Vol. 167, No. 1-4, December 2004, pp. 63-76, ISSN 0020-0255
- Cochrane, E.M. & Beasley, J.E. (2001). The Co-Adaptive Neural Network Approach to the Euclidean Travelling Salesman Problem. *Neural Networks*, Vol. 16, No. 10, December 2003, pp. 1499-1525, ISSN 0893-6080
- Glover, F.; Gutin, G.; Yeo, A. & Zverovich, A. (2001). Construction heuristics for the asymmetric TSP. *European Journal of Operational Research*, Vol. 129, No. 3, March 2001, pp. 555-568, ISSN 0377-2217
- Hung, D.L. & Wang, J. (2003). Digital Hardware realization of a Recurrent Neural Network for solving the Assignment Problem. *Neurocomputing*, Vol. 51, April, 2003, pp. 447-461, ISSN 0925-2312
- Jin, H.D.; Leung, K.S.; Wong, M.L. & Xu, Z.B. (2003). An Efficient Self-Organizing Map Designed by Genetic Algorithms for the Traveling Salesman Problem, *IEEE Transactions On Systems, Man, And Cybernetics - Part B: Cybernetics*, Vol. 33, No. 6, December 2003, pp. 877-887, ISSN 1083-4419
- Laporte, G. (1992). The vehicle routing problem: An overview of exact and approximate algorithms, *European Journal of Operational Research*, Vol. 59, No. 2, June 1992, pp. 345-358, ISSN 0377-2217
- Leung, K.S.; Jin, H.D. & Xu, Z.B. (2004). An expanding self-organizing neural network for the traveling salesman problem. *Neurocomputing*, Vol. 62, December 2004, pp. 267-292, ISSN 0925-2312
- Liu, G.; He, Y.; Fang, Y.; & Oiu, Y. (2003). A novel adaptive search strategy of intensification and diversification in tabu search, *Proceedings of Neural Networks and Signal Processing*, pp 428- 431, ISBN 0-7803-7702-8, Nanjing, China, December 2003, IEEE, China
- Onwubolu, G.C. & Clerc, M. (2004). Optimal path for automated drilling operations by a new heuristic approach using particle swarm optimization. *International Journal of Production Research*, Vol. 42, No. 3, February 2004, pp. 473-491, ISSN 0020-7543
- Reinelt, G. (1991). TSPLIB - A traveling salesman problem library. *ORSA Journal on Computing*, Vol. 3, No. 4, 1991, pp. 376-384, ISSN 0899-1499
- Siqueira, P.H.; Scheer, S. & Steiner, M.T.A. (2005). Application of the "Winner Takes All" Principle in Wang's Recurrent Neural Network for the Assignment Problem. *Proceedings of Second International Symposium on Neural Networks - ISNN 2005*, pp. 731-738, ISBN 3-540-25912-0, Chongqing, China, May 2005, Springer, Berlin.
- Siqueira, P.H.; Steiner, M.T.A. & Scheer, S. (2007). A new approach to solve the traveling salesman problem. *Neurocomputing*, Vol. 70, No. 4-6, January 2007, pp. 1013-102, ISSN 0925-2312
- Siqueira, P.H.; Carnieri, C.; Steiner, M.T.A. & Barboza, A.O. (2004). Uma proposta de solução para o problema da construção de escalas de motoristas e cobradores de ônibus por meio do algoritmo do matching de peso máximo. *Gestão & Produção*, Vol.11, No. 2, May 2004, pp. 187-196, ISSN 0104-530X

- Vieira, F.C.; Doria Neto, A.D. & Costa, J.A. (2003). An Efficient Approach to the Travelling Salesman Problem Using Self-Organizing Maps, *International Journal Of Neural Systems*, Vol. 13, No. 2, April 2003, pp. 59-66, ISSN 0129-0657
- Wang, J. (1992). Analog Neural Network for Solving the Assignment Problem. *Electronic Letters*, Vol. 28, No. 11, May 1992, pp. 1047-1050, ISSN 0013-5194
- Wang, J. (1997). Primal and Dual Assignment Networks. *IEEE Transactions on Neural Networks*, Vol. 8, No. 3, May 1997, pp. 784-790, ISSN 1045-9227
- Wang, R.L.; Tang, Z. & Cao, Q.P. (2002). A learning method in Hopfield neural network for combinatorial optimization problem. *Neurocomputing*, Vol. 48, No. 4, October 2002, pp. 1021-1024, ISSN 0925-2312

INTECH

INTECH



Traveling Salesman Problem

Edited by Federico Greco

ISBN 978-953-7619-10-7

Hard cover, 202 pages

Publisher InTech

Published online 01, September, 2008

Published in print edition September, 2008

The idea behind TSP was conceived by Austrian mathematician Karl Menger in mid 1930s who invited the research community to consider a problem from the everyday life from a mathematical point of view. A traveling salesman has to visit exactly once each one of a list of m cities and then return to the home city. He knows the cost of traveling from any city i to any other city j . Thus, which is the tour of least possible cost the salesman can take? In this book the problem of finding algorithmic technique leading to good/optimal solutions for TSP (or for some other strictly related problems) is considered. TSP is a very attractive problem for the research community because it arises as a natural subproblem in many applications concerning the every day life. Indeed, each application, in which an optimal ordering of a number of items has to be chosen in a way that the total cost of a solution is determined by adding up the costs arising from two successively items, can be modelled as a TSP instance. Thus, studying TSP can never be considered as an abstract research with no real importance.

How to reference

In order to correctly reference this scholarly work, feel free to copy and paste the following:

Paulo Henrique Siqueira, Sérgio Scheer, and Maria Teresinha Arns Steiner (2008). A Recurrent Neural Network to Traveling Salesman Problem, *Traveling Salesman Problem*, Federico Greco (Ed.), ISBN: 978-953-7619-10-7, InTech, Available from:
http://www.intechopen.com/books/traveling_salesman_problem/a_recurrent_neural_network_to_traveling_salesman_problem

INTECH
open science | open minds

InTech Europe

University Campus STeP Ri
Slavka Krautzeka 83/A
51000 Rijeka, Croatia
Phone: +385 (51) 770 447
Fax: +385 (51) 686 166
www.intechopen.com

InTech China

Unit 405, Office Block, Hotel Equatorial Shanghai
No.65, Yan An Road (West), Shanghai, 200040, China
中国上海市延安西路65号上海国际贵都大饭店办公楼405单元
Phone: +86-21-62489820
Fax: +86-21-62489821